





## The Lesson of Trafalgar:

*Superior strategy, innovative tactics, and bold leadership can prevail even over larger numbers and greater resources.*

# Nationwide Issues Survey

February 2022

info@trf-grp.com  
thetrafalgargroup.org

 The Trafalgar Group  
 @trafalgar\_group

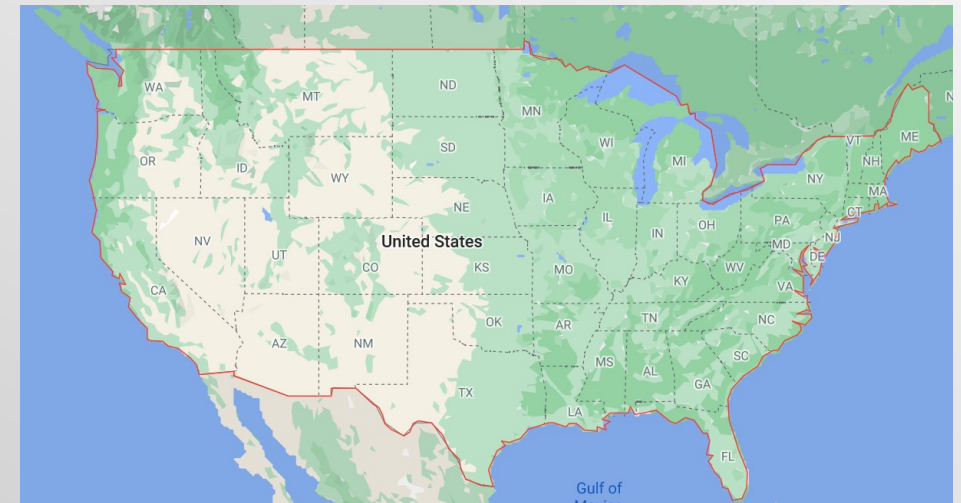
Partnered with:



# Nationwide Survey

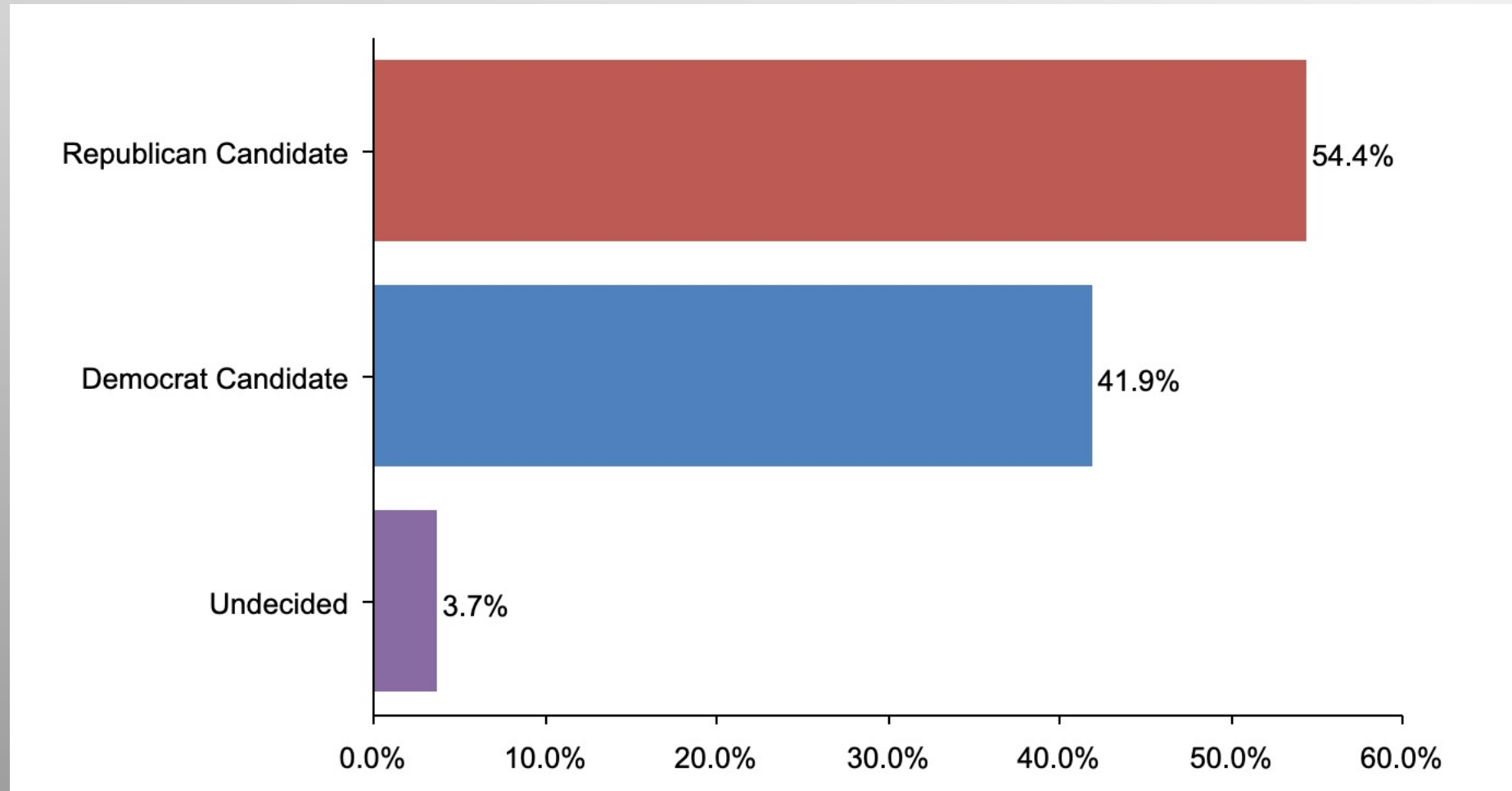


- **Conducted 02/02/22 - 02/06/22**
- **1073 Respondents**
- **Likely General Election Voters**
- **Response Rate: 1.46%**
- **Margin of Error: 2.99%**
- **Confidence: 95%**
- **Response Distribution: 50%**
- **Methodology: [TheTrafalgarGroup.org/Polling-Methodology](https://TheTrafalgarGroup.org/Polling-Methodology)**



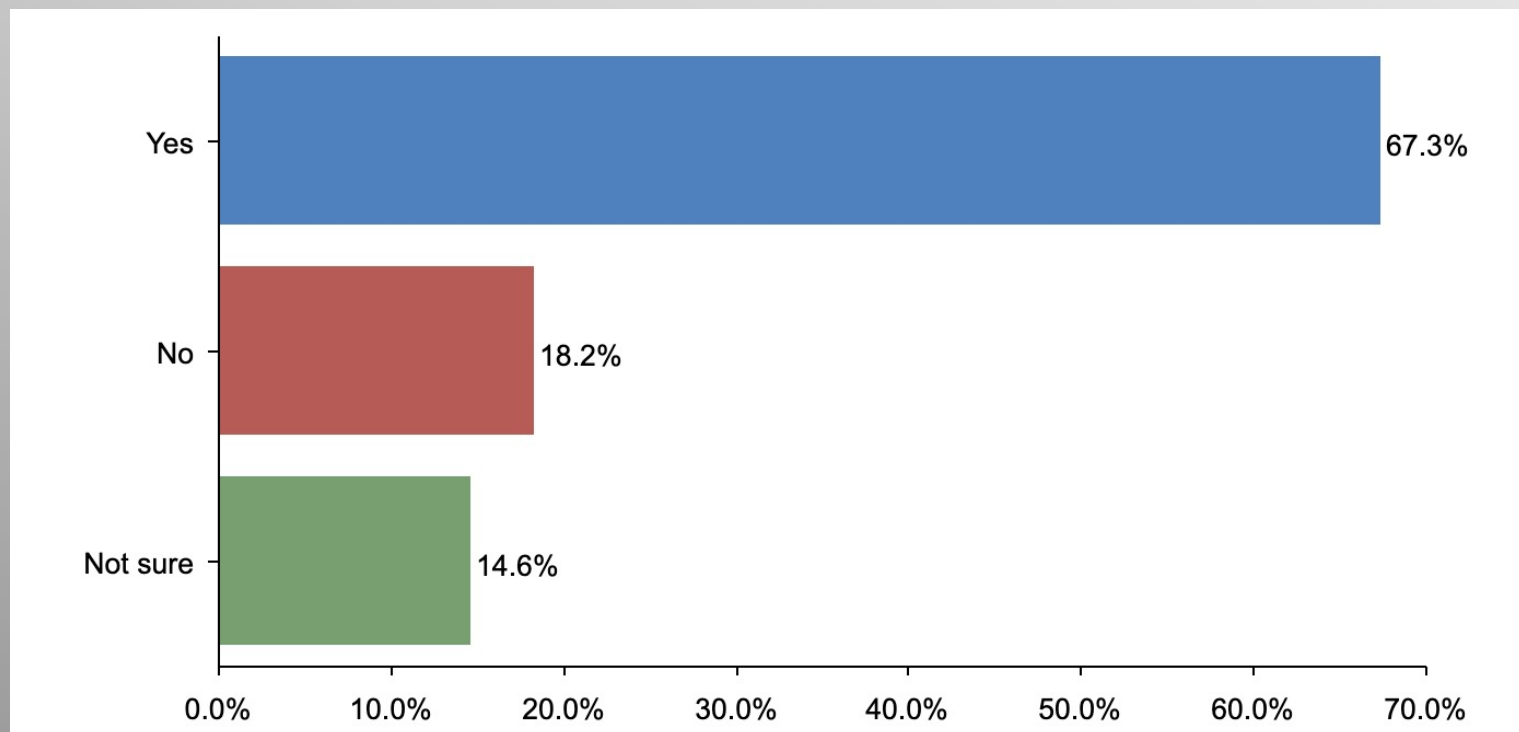
# 2022 Preference

*Candidate Preference in 2022 Midterms*



# Border Security

*Do you believe the southern border should be secured and illegal border crossers returned to their country of origin?*



## CANDIDATE PREFERENCE BREAKDOWN

### Republican

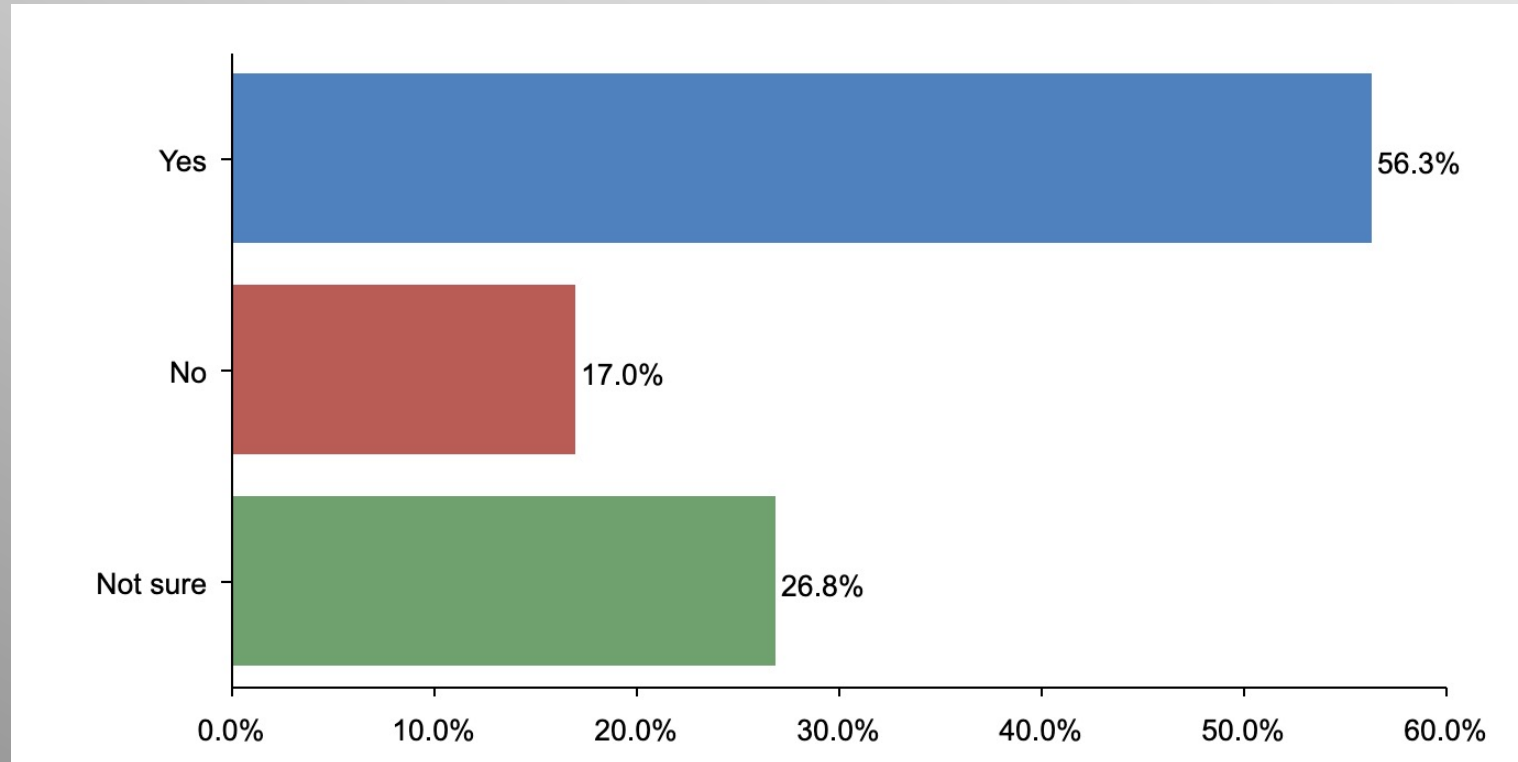
94.0% Yes  
1.8% No  
4.2% Not sure

### Democrat

32.6% Yes  
37.9% No  
29.6% Not sure

# Fentanyl

*Do you believe Fentanyl coming across the southern border from China is the leading contributor to overdose deaths in America?*



## CANDIDATE PREFERENCE BREAKDOWN

### Republican

80.6% Yes  
3.0% No  
16.5% Not sure

### Democrat

26.6% Yes  
32.2% No  
41.3% Not sure

# China Threat

*Do you believe growing aggression from China is a threat to America?*



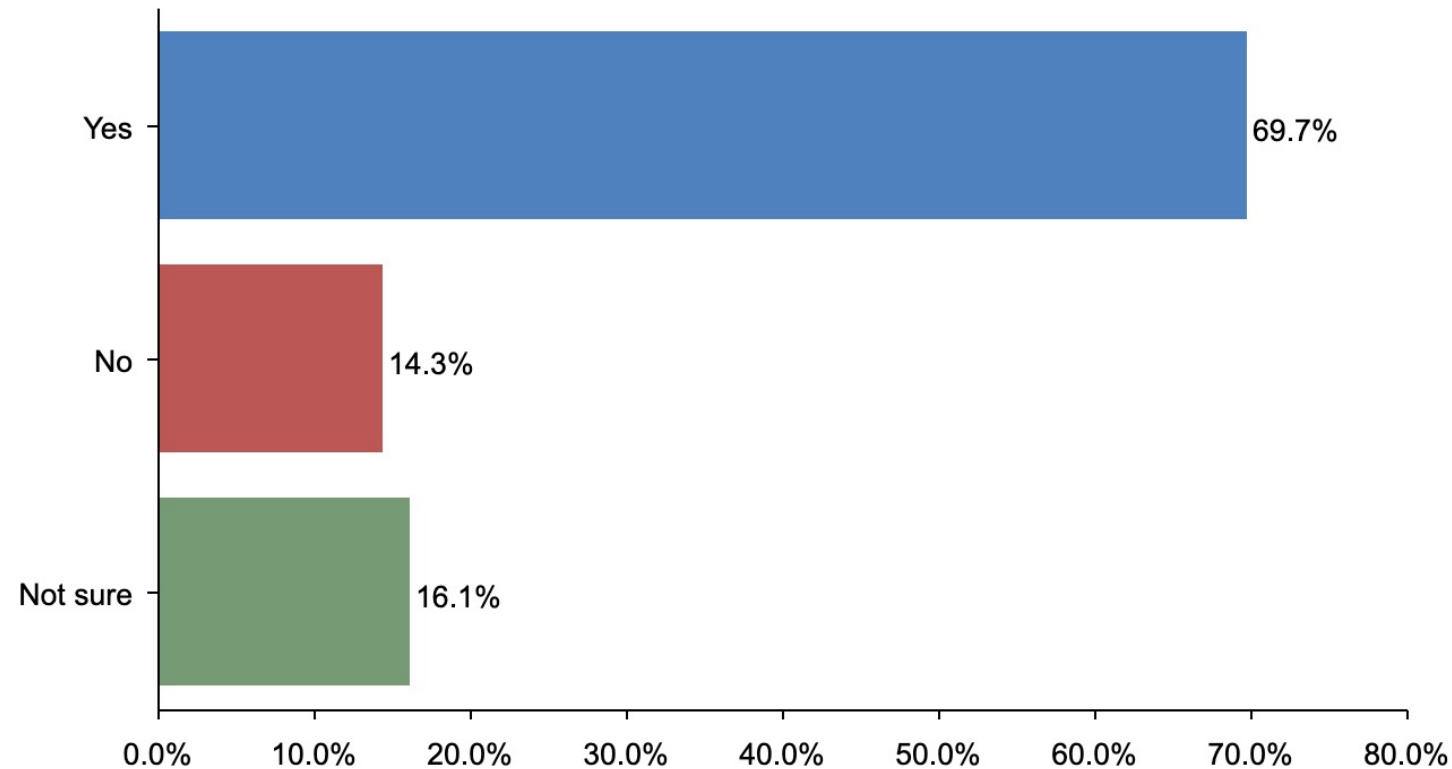
## CANDIDATE PREFERENCE BREAKDOWN

### Republican

92.0% Yes  
4.4% No  
3.6% Not sure

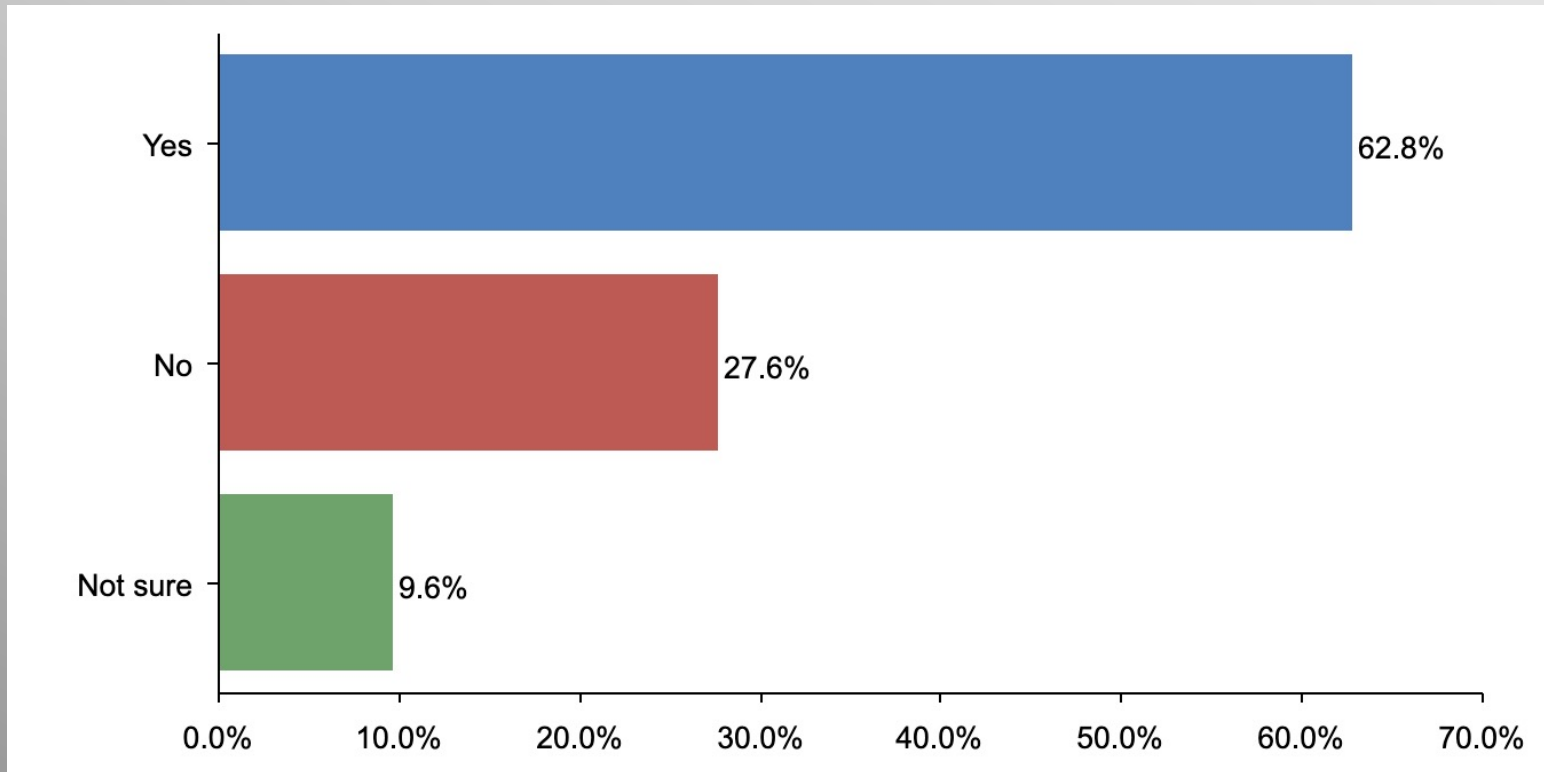
### Democrat

41.8% Yes  
25.6% No  
32.6% Not sure



# Oil & Gas Production

*Do you believe America can further develop domestic natural gas and oil production without putting the environment at risk?*



## CANDIDATE PREFERENCE BREAKDOWN

### Republican

86.9% Yes  
6.1% No  
7.0% Not sure

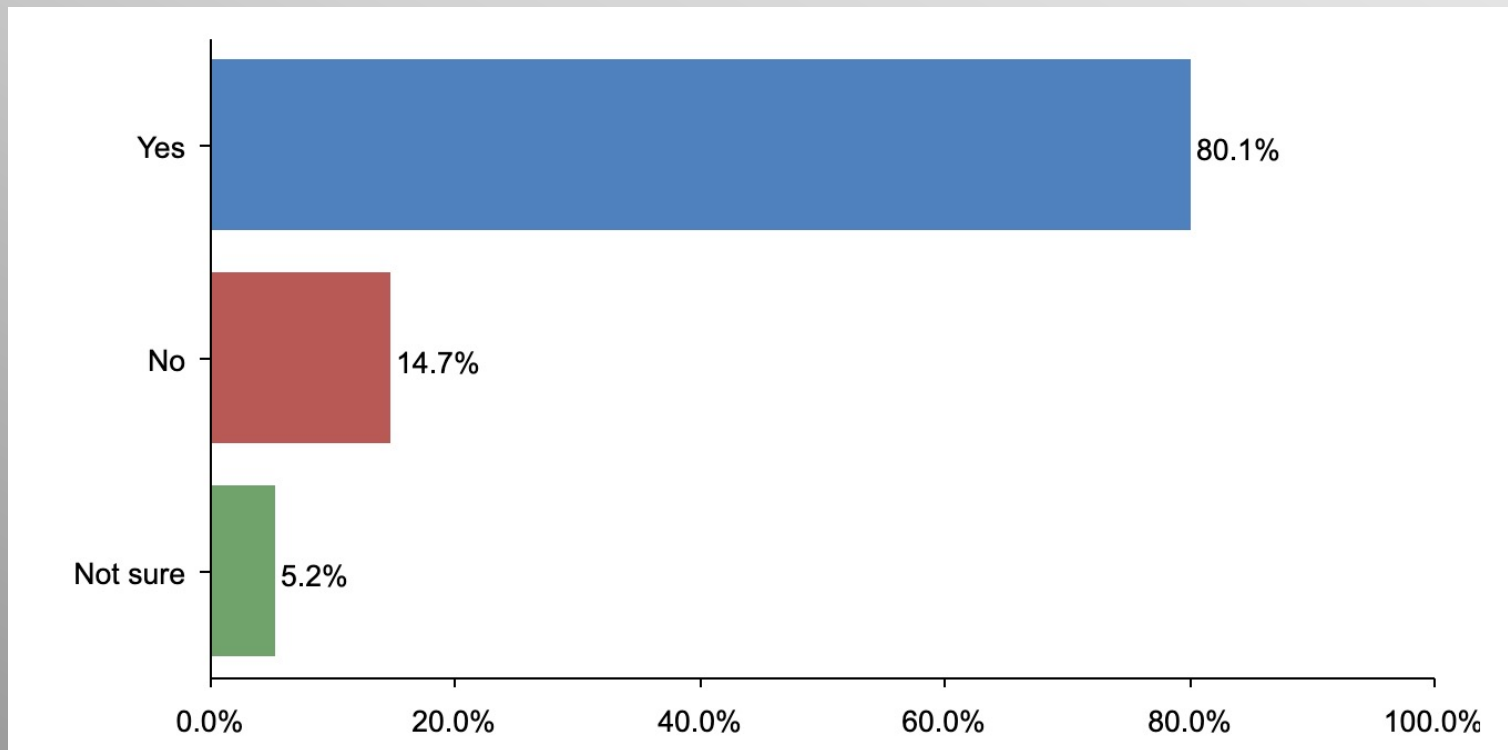
### Democrat

34.9% Yes  
51.9% No  
13.2% Not sure



# Police Departments

*Do you believe police departments can be fully funded, prosecutors tough on crime, and officers who abuse their power properly disciplined?*



## CANDIDATE PREFERENCE BREAKDOWN

### Republican

95.9% Yes  
1.9% No  
2.3% Not sure

### Democrat

58.4% Yes  
32.1% No  
9.5% Not sure

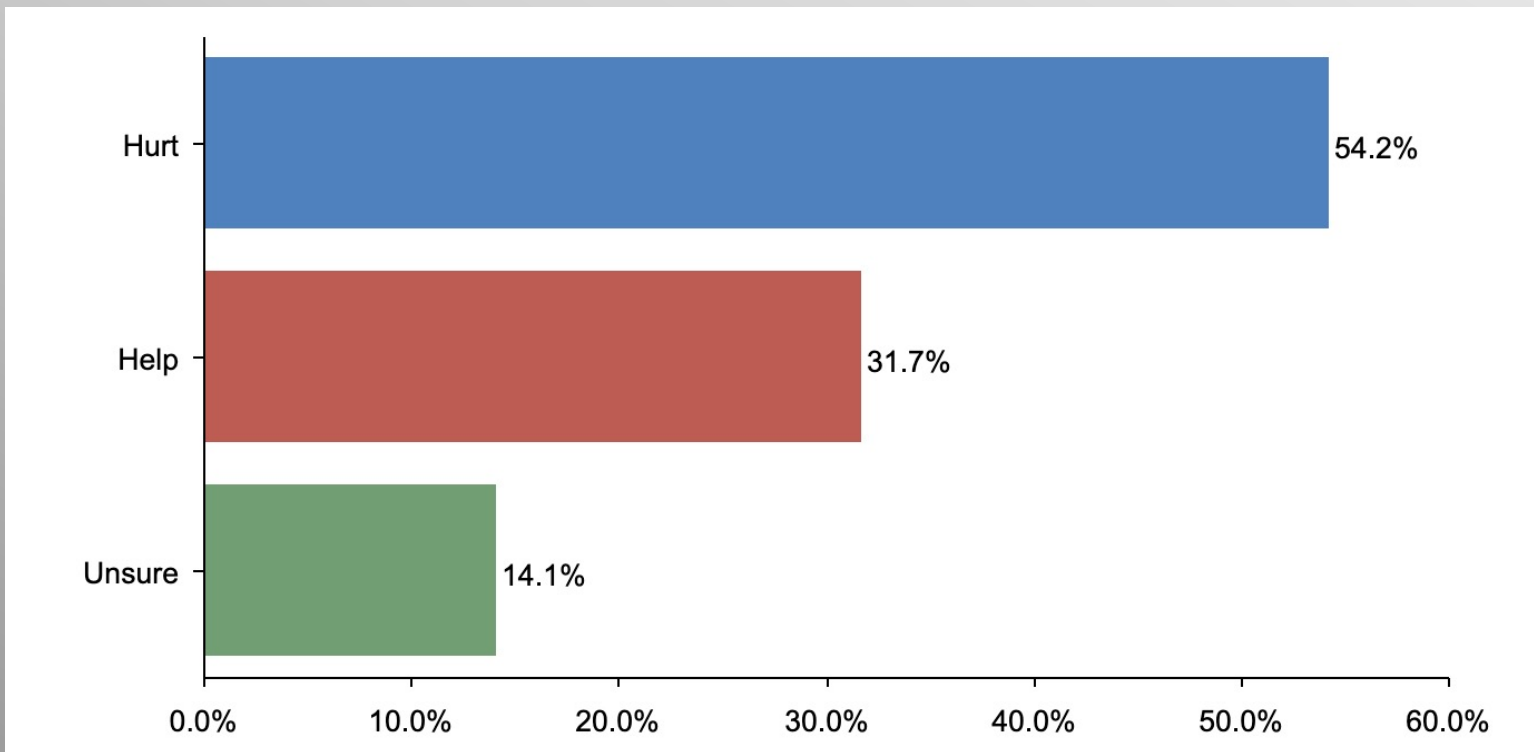


# Inflation Fix

*Do you believe Biden's policies to fix inflation will help or hurt America's economic recovery?*



CONVENTION of STATES ACTION



## CANDIDATE PREFERENCE BREAKDOWN

### Republican

94.2% Hurt  
1.6% Help  
4.2% Unsure

### Democrat

2.1% Hurt  
72.1% Help  
25.8% Unsure

# Education Policy

*Do you believe parents should have greater authority than teachers' unions in directing the education policy in their local school districts?*



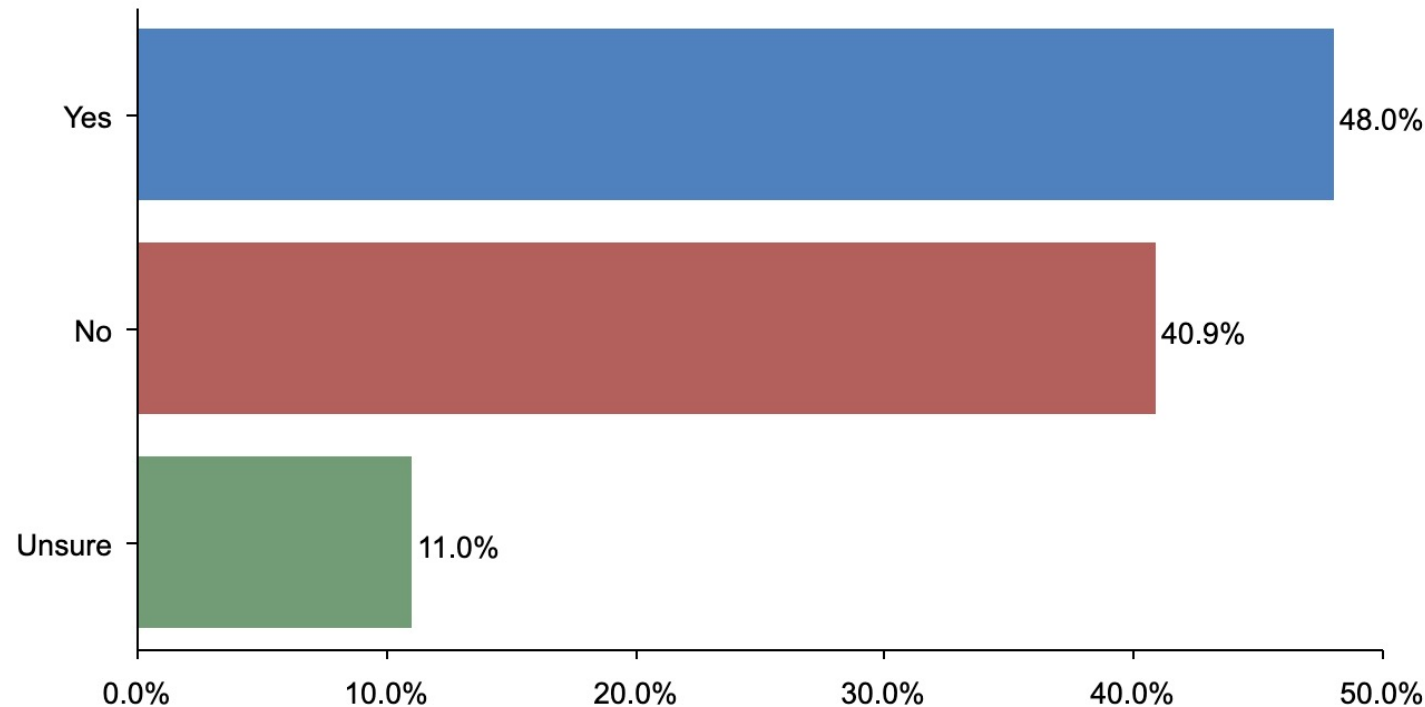
## CANDIDATE PREFERENCE BREAKDOWN

### Republican

77.8% Yes  
15.0% No  
7.3% Not sure

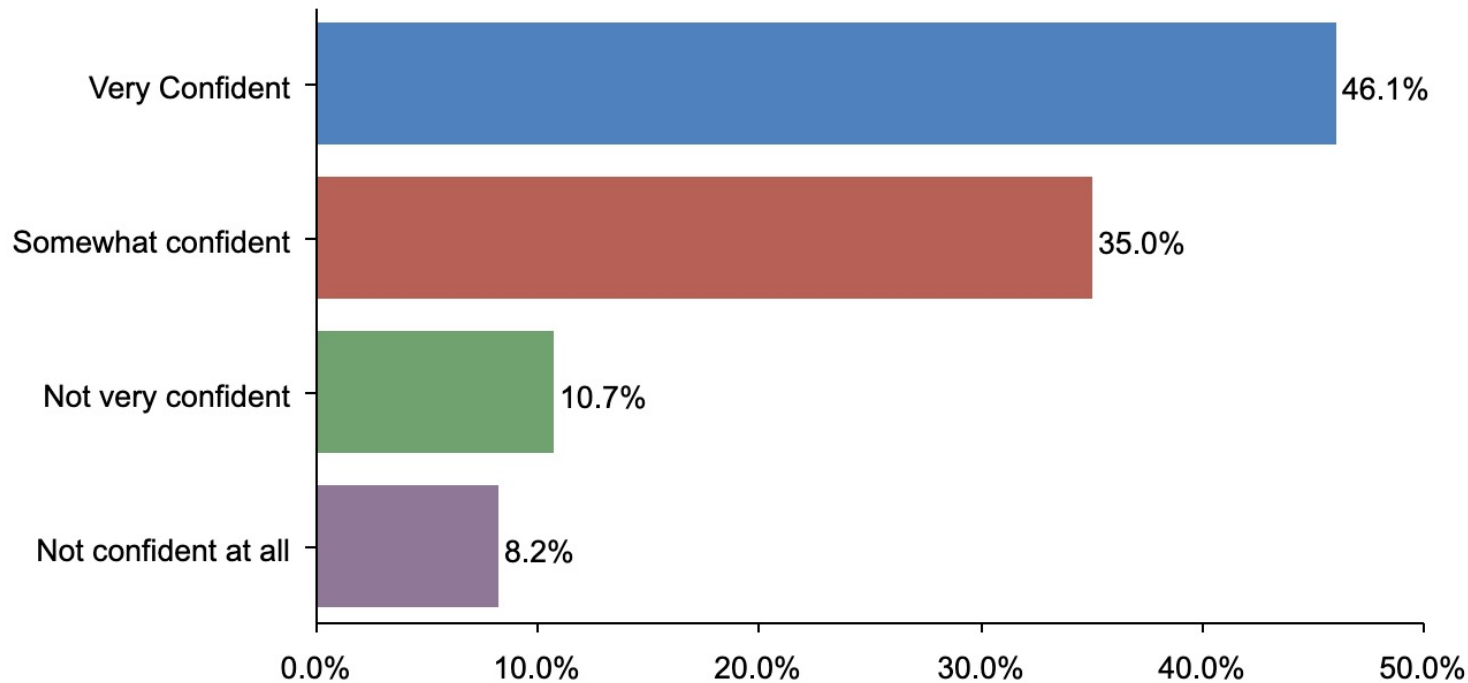
### Democrat

12.3% Yes  
72.8% No  
14.9% Not sure



# Confidence in Republicans

*If Republicans win control of Congress in the 2022 elections how confident are you that they will follow through on their promises to try to block or undo Biden's policies and agenda?*



## CANDIDATE PREFERENCE BREAKDOWN

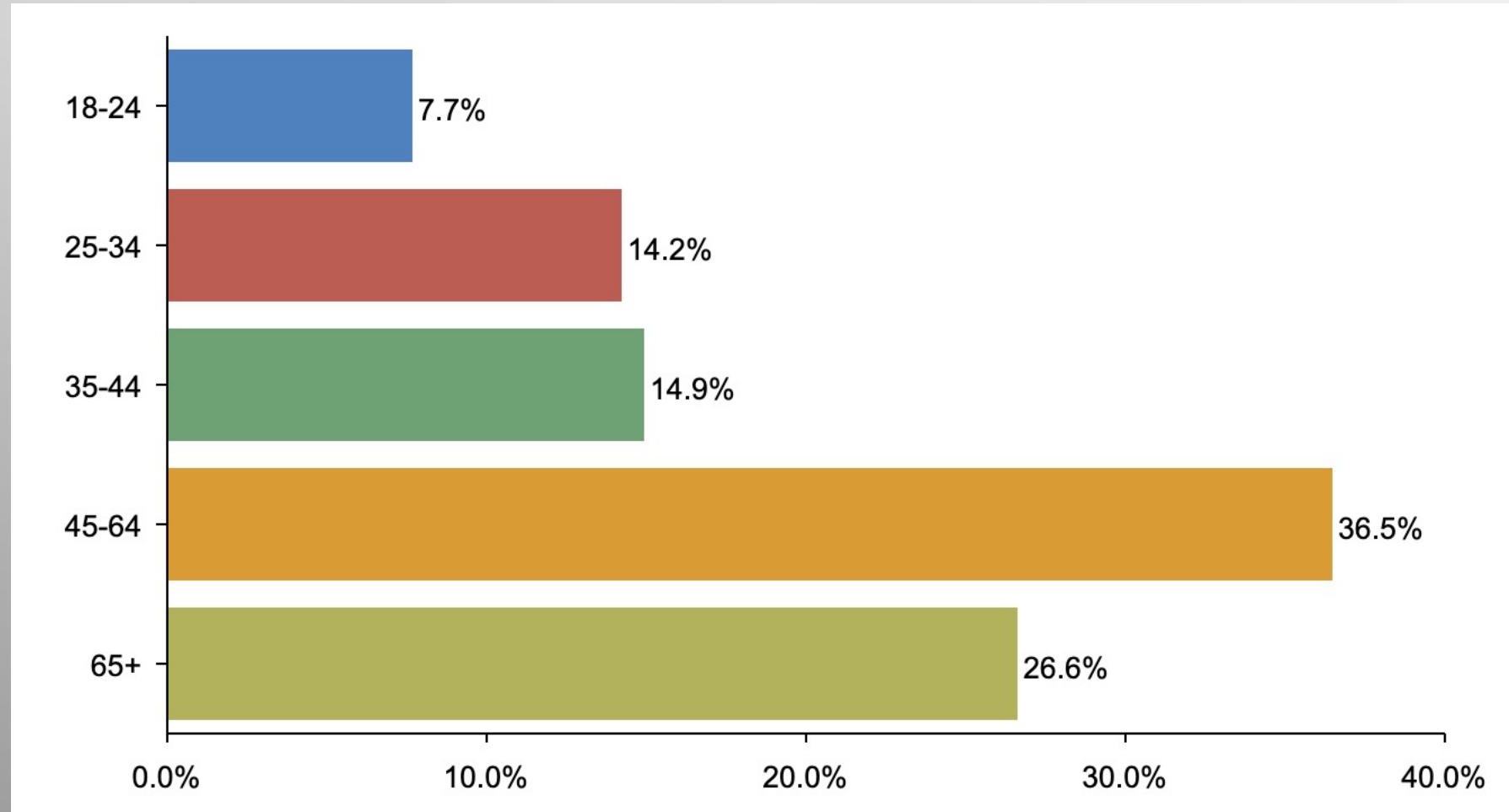
### Republican

39.1% Very confident  
43.6% Somewhat confident  
9.8% Not very confident  
7.5% Not confident at all

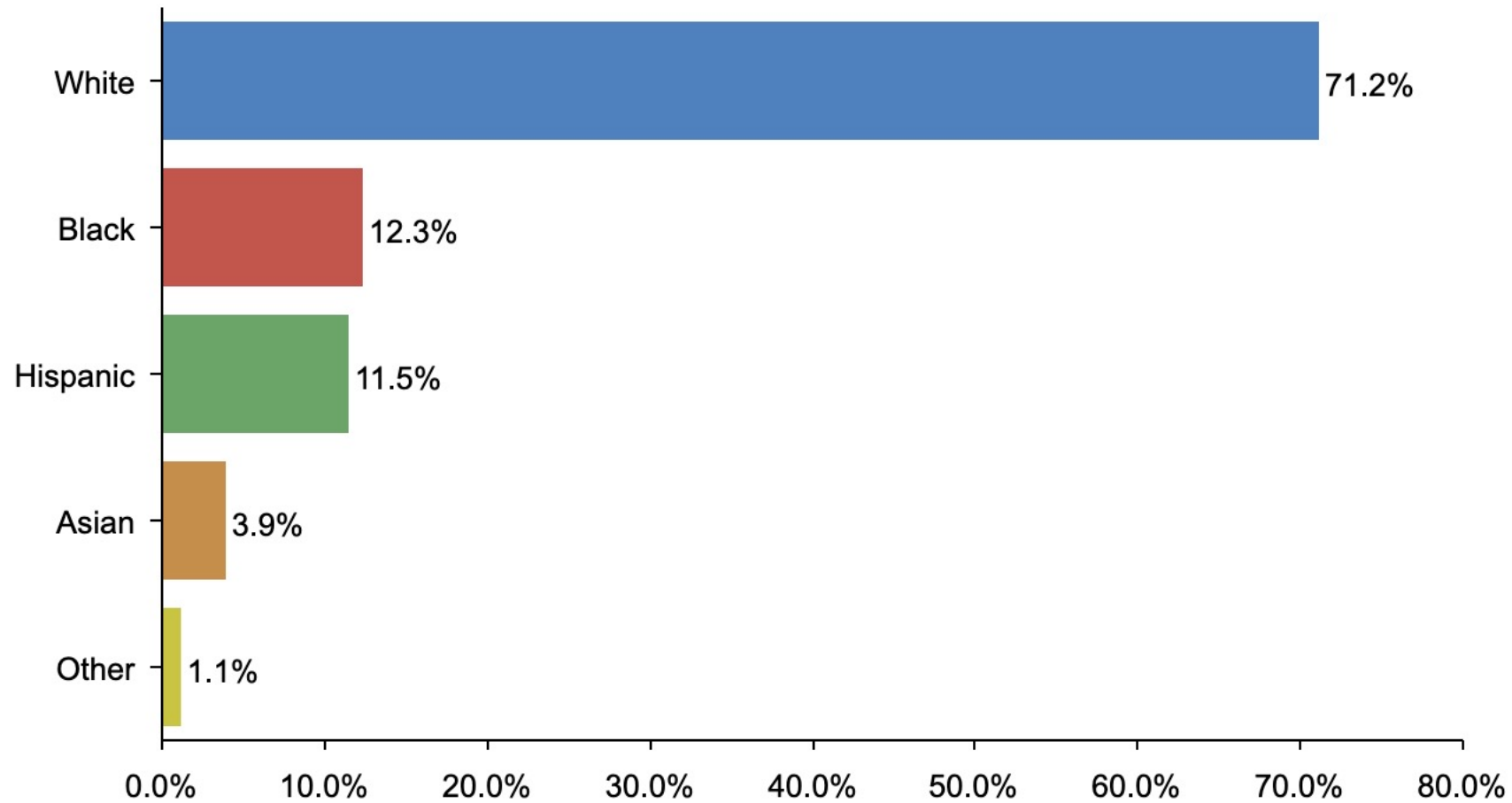
### Democrat

55.5% Very confident  
24.7% Somewhat confident  
9.9% Not very confident  
9.9% Not confident at all

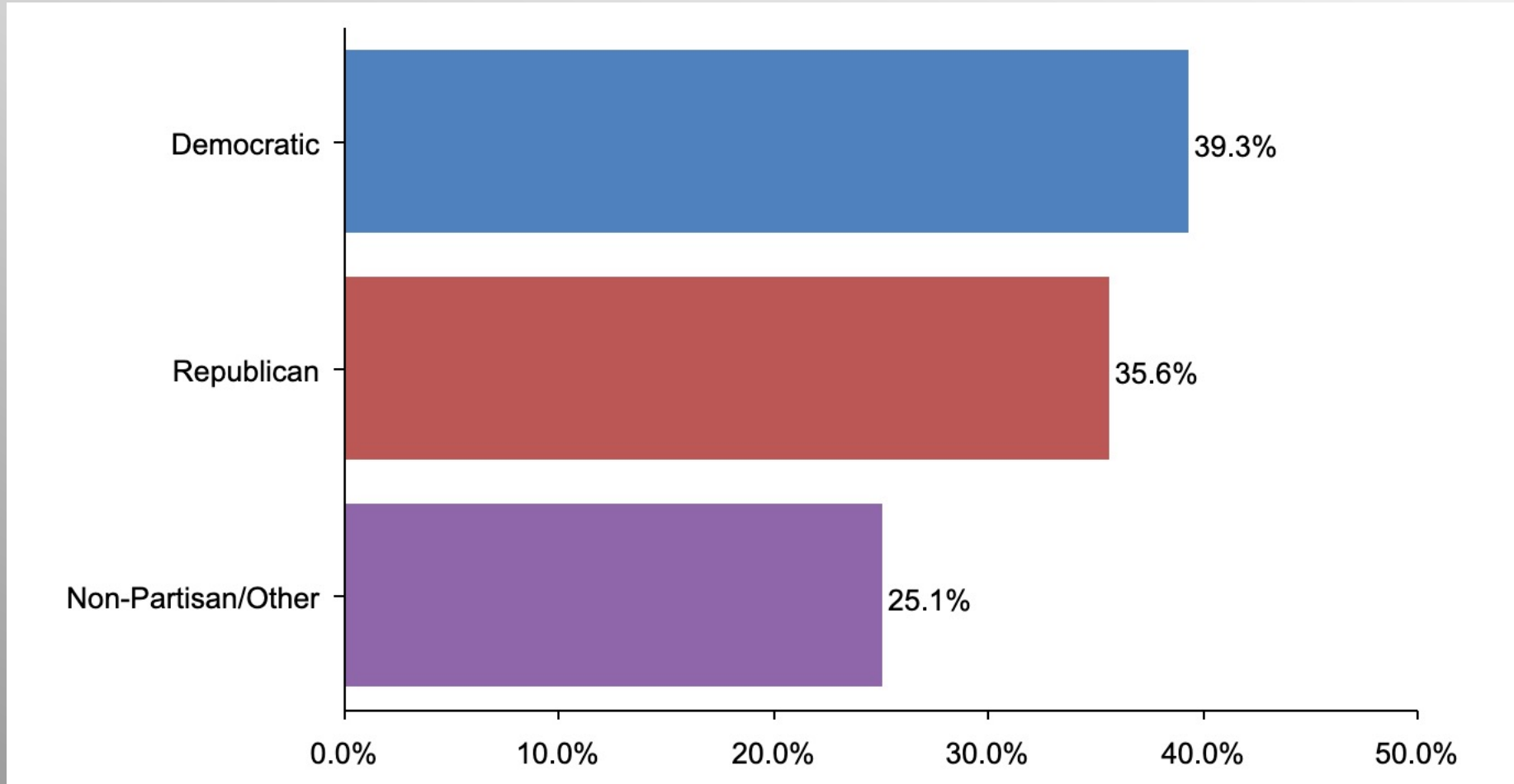
# Age Participation



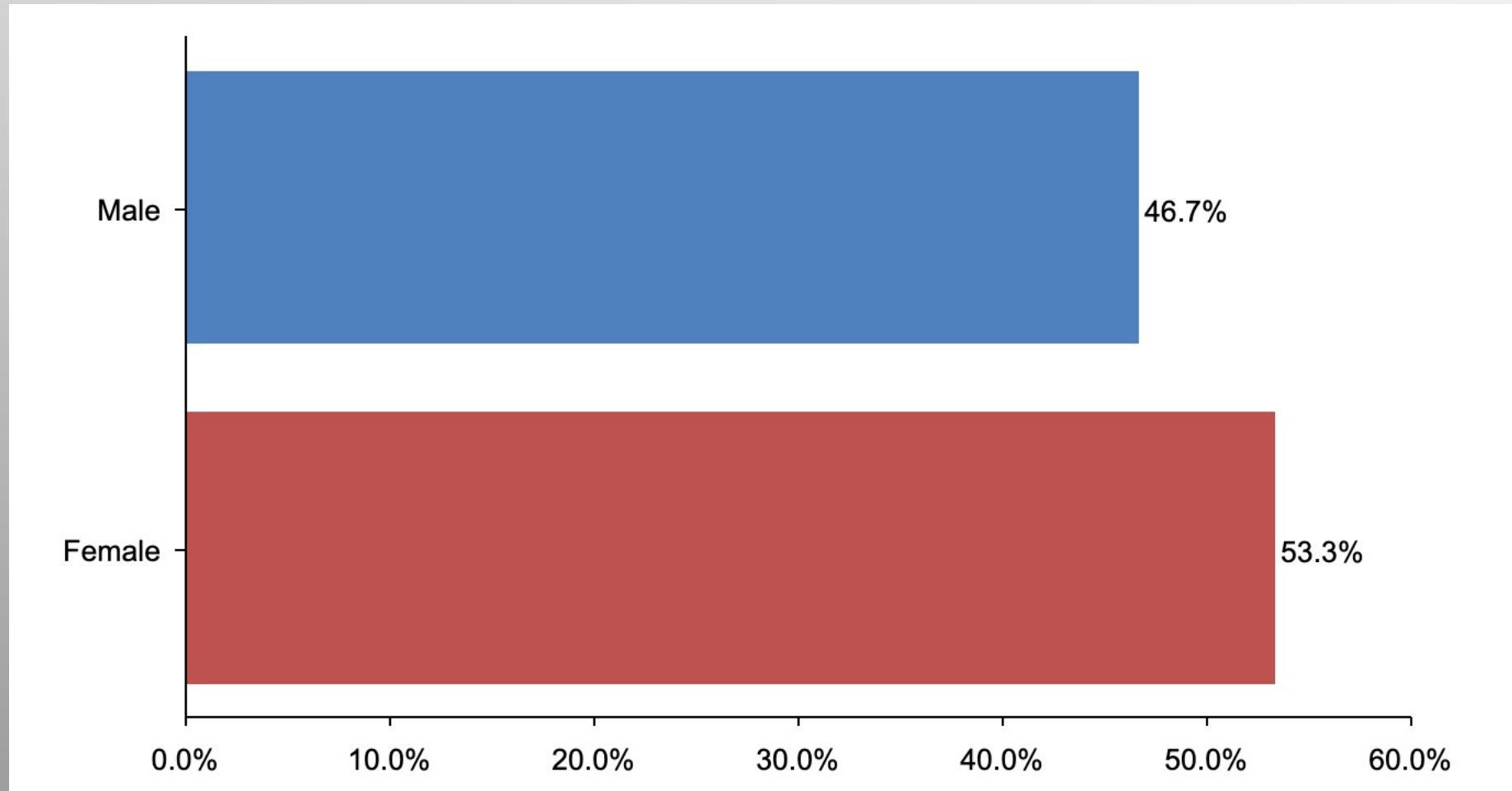
# Ethnicity Participation



# Party Participation



# Gender Participation





## **Issue Questions Crossed with 2022 Candidate Preference**

Issue Questions Crossed with 2022 Candidate Preference

Do you believe the southern border should be secured and illegal border crossers returned to their country of origin?

		Candidate Preference in 2022 Midterms		
		Democrat Candidate	Republican Candidate	Undecided
	<b>Yes</b> Column %	32.6%	94.0%	45.5%
	<b>No</b> Column %	37.9%	1.8%	48.0%
	<b>Not sure</b> Column %	29.6%	4.2%	6.5%

Do you believe Fentanyl coming across the southern border from China is the leading contributor to overdose deaths in America?

		Candidate Preference in 2022 Midterms		
		Democrat Candidate	Republican Candidate	Undecided
	<b>Yes</b> Column %	26.6%	80.6%	34.8%
	<b>No</b> Column %	32.2%	3.0%	51.4%
	<b>Not sure</b> Column %	41.3%	16.5%	13.8%

Issue Questions Crossed with 2022 Candidate Preference

Do you believe growing aggression from China is a threat to America?

		Candidate Preference in 2022 Midterms		
		Democrat Candidate	Republican Candidate	Undecided
	<b>Yes</b> Column %	41.8%	92.0%	54.8%
	<b>No</b> Column %	25.6%	4.4%	32.0%
	<b>Not sure</b> Column %	32.6%	3.6%	13.2%

Issue Questions Crossed with 2022 Candidate Preference

Do you believe America can further develop domestic natural gas and oil production without putting the environment at risk?

		Candidate Preference in 2022 Midterms		
		Democrat Candidate	Republican Candidate	Undecided
	<b>Yes</b> Column %	34.9%	86.9%	25.5%
	<b>No</b> Column %	51.9%	6.1%	68.1%
	<b>Not sure</b> Column %	13.2%	7.0%	6.5%

Issue Questions Crossed with 2022 Candidate Preference

Do you believe police departments can be fully funded, prosecutors tough on crime, and officers who abuse their power properly disciplined?

		Candidate Preference in 2022 Midterms		
		Democrat Candidate	Republican Candidate	Undecided
	<b>Yes</b> Column %	58.4%	95.9%	90.2%
	<b>No</b> Column %	32.1%	1.9%	9.4%
	<b>Not sure</b> Column %	9.5%	2.3%	0.4%

Issue Questions Crossed with 2022 Candidate Preference

Do you believe Biden's policies to fix inflation will help or hurt America's economic recovery?

		Candidate Preference in 2022 Midterms		
		Democrat Candidate	Republican Candidate	Undecided
	<b>Help</b> Column %	72.1%	1.6%	45.9%
	<b>Hurt</b> Column %	2.1%	94.2%	18.6%
	<b>Unsure</b> Column %	25.8%	4.2%	35.5%



Issue Questions Crossed with 2022 Candidate Preference

Do you believe parents should have greater authority than teachers' unions in directing the education policy in their local school districts?

		Candidate Preference in 2022 Midterms		
		Democrat Candidate	Republican Candidate	Undecided
	<b>Yes</b> Column %	12.3%	77.8%	15.1%
	<b>No</b> Column %	72.8%	15.0%	61.9%
	<b>Unsure</b> Column %	14.9%	7.3%	23.0%

Issue Questions Crossed with 2022 Candidate Preference

If Republicans win control of Congress in the 2022 elections how confident are you that they will follow through on their promises to try to block or undo Biden's policies and agenda?

		Candidate Preference in 2022 Midterms		
		Democrat Candidate	Republican Candidate	Undecided
Very Confident	Column %	55.5%	39.1%	49.0%
Somewhat confident	Column %	24.7%	43.6%	17.7%
Not very confident	Column %	9.9%	9.8%	33.0%
Not confident at all	Column %	9.9%	7.5%	0.4%

## **AgeGender Crosstabs**

Candidate Preference in 2022 Midterms

		Age Group					Gender	
		18-24	25-34	35-44	45-64	65+	Female	Male
Democrat Candidate	Column %	56.0%	34.4%	47.4%	34.7%	48.8%	51.3%	31.3%
Republican Candidate	Column %	34.5%	63.2%	45.6%	62.9%	48.7%	44.7%	65.5%
Undecided	Column %	9.5%	2.4%	7.0%	2.5%	2.5%	4.0%	3.3%

Do you believe the southern border should be secured and illegal border crossers returned to their country of origin?

		Age Group					Gender	
		18-24	25-34	35-44	45-64	65+	Female	Male
Yes	Column %	50.0%	63.9%	62.5%	78.3%	61.5%	64.3%	70.6%
No	Column %	50.0%	2.9%	29.1%	13.0%	16.6%	19.1%	17.1%
Not sure	Column %	0.0%	33.1%	8.4%	8.8%	21.9%	16.6%	12.3%

Do you believe Fentanyl coming across the southern border from China is the leading contributor to overdose deaths in America?

		Age Group					Gender	
		18-24	25-34	35-44	45-64	65+	Female	Male
Yes	Column %	17.4%	46.4%	55.7%	66.8%	58.8%	46.6%	67.3%
No	Column %	36.8%	19.6%	22.0%	12.3%	13.4%	19.4%	14.2%
Not sure	Column %	45.9%	34.0%	22.4%	21.0%	27.8%	34.0%	18.5%

Do you believe growing aggression from China is a threat to America?

		Age Group					Gender	
		18-24	25-34	35-44	45-64	65+	Female	Male
Yes	Column %	29.0%	63.2%	65.9%	77.4%	76.5%	63.5%	76.7%
No	Column %	36.8%	19.6%	23.3%	7.9%	8.4%	16.2%	12.1%
Not sure	Column %	34.2%	17.2%	10.8%	14.7%	15.1%	20.4%	11.2%



Do you believe America can further develop domestic natural gas and oil production without putting the environment at risk?

		Age Group					Gender	
		18-24	25-34	35-44	45-64	65+	Female	Male
Yes	Column %	50.0%	36.2%	58.3%	76.0%	65.1%	56.2%	70.2%
No	Column %	50.0%	47.1%	28.2%	17.1%	24.7%	31.2%	23.6%
Not sure	Column %	0.0%	16.8%	13.6%	6.9%	10.2%	12.6%	6.3%

Do you believe police departments can be fully funded, prosecutors tough on crime, and officers who abuse their power properly disciplined?

		Age Group					Gender	
		18-24	25-34	35-44	45-64	65+	Female	Male
Yes	Column %	59.1%	63.2%	72.3%	88.1%	88.7%	75.7%	85.0%
No	Column %	28.1%	36.8%	23.5%	5.8%	6.2%	17.9%	11.2%
Not sure	Column %	12.8%	0.0%	4.2%	6.0%	5.2%	6.5%	3.7%

Do you believe Biden's policies to fix inflation will help or hurt America's economic recovery?

		Age Group					Gender	
		18-24	25-34	35-44	45-64	65+	Female	Male
	<b>Help</b>							
	Column %	36.2%	0.0%	32.3%	30.9%	45.3%	32.8%	30.5%
	<b>Hurt</b>							
	Column %	29.6%	76.3%	43.6%	60.9%	48.1%	47.7%	61.2%
	<b>Unsure</b>							
	Column %	34.2%	23.7%	24.0%	8.2%	6.6%	19.5%	8.3%

Do you believe parents should have greater authority than teachers' unions in directing the education policy in their local school districts?

		Age Group					Gender	
		18-24	25-34	35-44	45-64	65+	Female	Male
Yes	Column %	27.0%	21.7%	52.9%	59.7%	49.4%	37.5%	60.0%
No	Column %	66.3%	62.6%	36.9%	33.9%	33.8%	49.9%	30.8%
Unsure	Column %	6.8%	15.7%	10.2%	6.3%	16.8%	12.6%	9.3%

## AgeGender Crosstabs

If Republicans win control of Congress in the 2022 elections how confident are you that they will follow through on their promises to try to block or undo Biden's policies and agenda?

		Age Group					Gender	
		18-24	25-34	35-44	45-64	65+	Female	Male
<b>Very Confident</b>	Column %	23.0%	16.7%	42.7%	53.4%	57.8%	45.3%	47.0%
<b>Somewhat confident</b>	Column %	27.7%	57.1%	32.7%	33.6%	30.4%	40.8%	28.6%
<b>Not very confident</b>	Column %	33.8%	0.0%	18.4%	8.0%	8.2%	9.3%	12.3%
<b>Not confident at all</b>	Column %	15.5%	26.2%	6.1%	5.1%	3.5%	4.6%	12.1%

## **Ethnicity Crosstabs**

Ethnicity Crosstabs

Candidate Preference in 2022 Midterms

		Ethnicity				
		Asian	Black	Hispanic	White	Other
Democrat Candidate	Column %	42.0%	61.4%	42.5%	38.8%	23.2%
Republican Candidate	Column %	48.0%	31.0%	51.2%	59.5%	41.2%
Undecided	Column %	10.0%	7.5%	6.4%	1.7%	35.6%



Ethnicity Crosstabs

Do you believe the southern border should be secured and illegal border crossers returned to their country of origin?

		Ethnicity				
		Asian	Black	Hispanic	White	Other
	<b>Yes</b>					
	Column %	76.6%	53.9%	55.7%	71.3%	56.4%
	<b>No</b>					
	Column %	0.0%	29.5%	31.6%	14.6%	32.7%
	<b>Not sure</b>					
	Column %	23.4%	16.6%	12.7%	14.1%	10.9%

Ethnicity Crosstabs

Do you believe Fentanyl coming across the southern border from China is the leading contributor to overdose deaths in America?

		Ethnicity				
		Asian	Black	Hispanic	White	Other
	<b>Yes</b>					
	Column %	75.3%	25.5%	61.9%	59.7%	54.3%
	<b>No</b>					
	Column %	4.4%	22.4%	12.0%	17.3%	34.3%
	<b>Not sure</b>					
	Column %	20.3%	52.1%	26.1%	23.1%	11.4%

Ethnicity Crosstabs

Do you believe growing aggression from China is a threat to America?

		Ethnicity				
		Asian	Black	Hispanic	White	Other
Yes	Column %	79.5%	56.8%	68.9%	71.7%	57.9%
No	Column %	20.5%	18.9%	8.9%	13.5%	42.1%
Not sure	Column %	0.0%	24.2%	22.2%	14.8%	0.0%

Ethnicity Crosstabs

Do you believe America can further develop domestic natural gas and oil production without putting the environment at risk?

		Ethnicity				
		Asian	Black	Hispanic	White	Other
Yes	Column %	62.8%	45.4%	60.9%	66.3%	53.7%
	Column %	11.0%	32.3%	39.1%	25.7%	32.7%
No	Column %	26.2%	22.3%	0.0%	8.0%	13.6%
	Column %					

Ethnicity Crosstabs

Do you believe police departments can be fully funded, prosecutors tough on crime, and officers who abuse their power properly disciplined?

		Ethnicity				
		Asian	Black	Hispanic	White	Other
Yes	Column %	72.2%	76.7%	88.0%	80.1%	59.5%
	Row %	72.2%	76.7%	88.0%	80.1%	59.5%
No	Column %	0.0%	19.0%	1.3%	16.7%	31.5%
	Row %	0.0%	19.0%	1.3%	16.7%	31.5%
Not sure	Column %	27.8%	4.3%	10.8%	3.3%	9.0%
	Row %	27.8%	4.3%	10.8%	3.3%	9.0%

Ethnicity Crosstabs

Do you believe Biden's policies to fix inflation will help or hurt America's economic recovery?

		Ethnicity				
		Asian	Black	Hispanic	White	Other
	<b>Help</b>					
	Column %	30.9%	57.3%	34.2%	26.8%	26.3%
	<b>Hurt</b>					
	Column %	52.4%	26.7%	46.6%	60.7%	39.7%
	<b>Unsure</b>					
	Column %	16.7%	16.0%	19.2%	12.5%	34.0%

Ethnicity Crosstabs

Do you believe parents should have greater authority than teachers' unions in directing the education policy in their local school districts?

		Ethnicity				
		Asian	Black	Hispanic	White	Other
Yes	Column %	48.0%	16.3%	46.3%	53.9%	43.4%
	Column %	27.3%	74.5%	29.7%	38.0%	18.6%
Unsure	Column %	24.7%	9.2%	24.0%	8.1%	38.0%
	Column %					

Ethnicity Crosstabs

If Republicans win control of Congress in the 2022 elections how confident are you that they will follow through on their promises to try to block or undo Biden's policies and agenda?

		Ethnicity				
		Asian	Black	Hispanic	White	Other
Very Confident	Column %	15.9%	46.7%	28.9%	50.3%	63.5%
Somewhat confident	Column %	42.0%	40.3%	27.8%	34.9%	29.9%
Not very confident	Column %	35.9%	1.1%	25.4%	8.7%	2.5%
Not confident at all	Column %	6.2%	11.9%	17.9%	6.1%	4.1%