



## The Lesson of Trafalgar:

*Superior strategy, innovative tactics, and bold leadership can prevail even over larger numbers and greater resources.*

# Nationwide Issues Survey

May 2022

[info@trf-grp.com](mailto:info@trf-grp.com)

[thetrafalgargroup.org](http://thetrafalgargroup.org)

 The Trafalgar Group

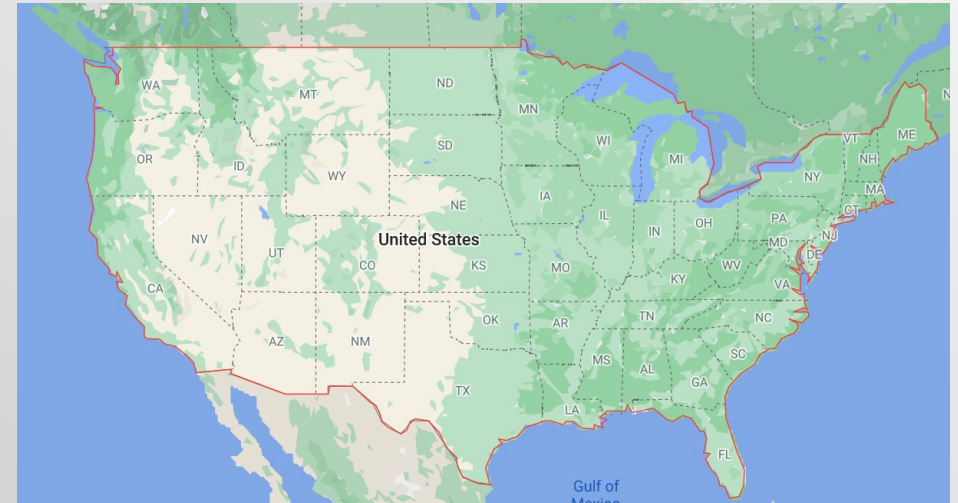
 @trafalgar\_group

Partnered with:



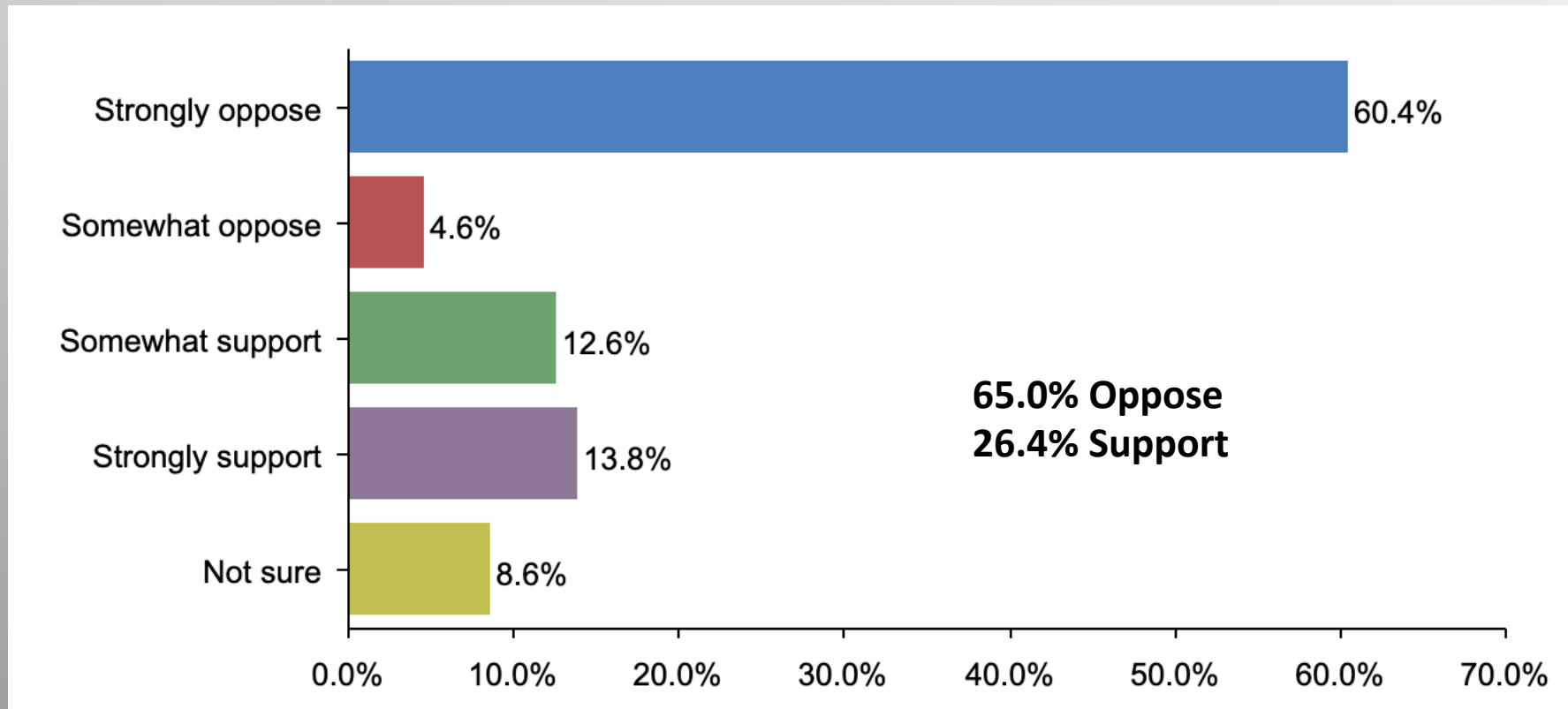
# Nationwide Survey

- **Conducted 05/25/22 - 05/29/22**
- **1091 Respondents**
- **Likely General Election Voters**
- **Response Rate: 1.45%**
- **Margin of Error: 2.9%**
- **Confidence: 95%**
- **Response Distribution: 50%**
- **Methodology: [TheTrafalgarGroup.org/Polling-Methodology](https://TheTrafalgarGroup.org/Polling-Methodology)**



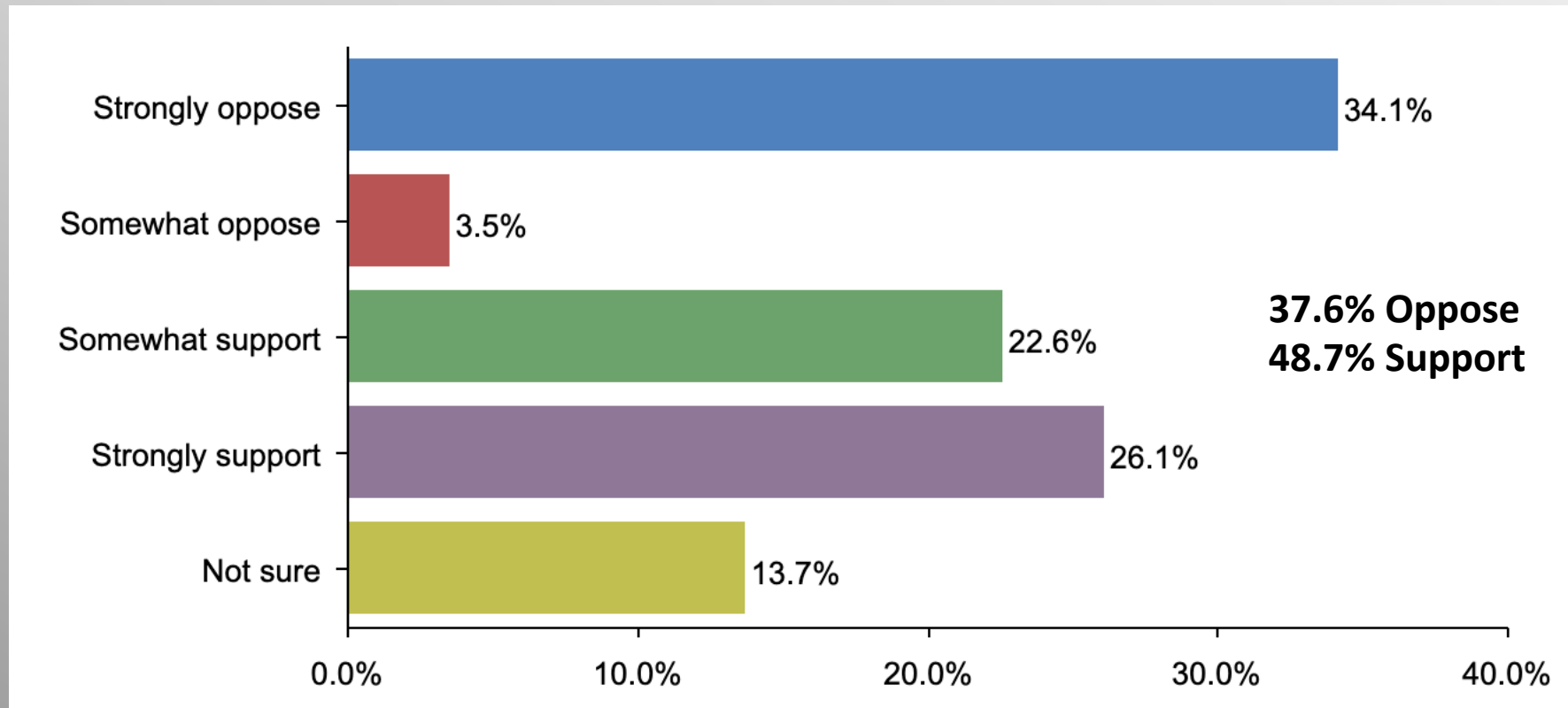
# WHO Authority

*What is your opinion on the plan to let the World Health Organization have authority over the U.S. president and federal government in declaring health emergencies in the United States and also having the authority to manage those emergency operations?*



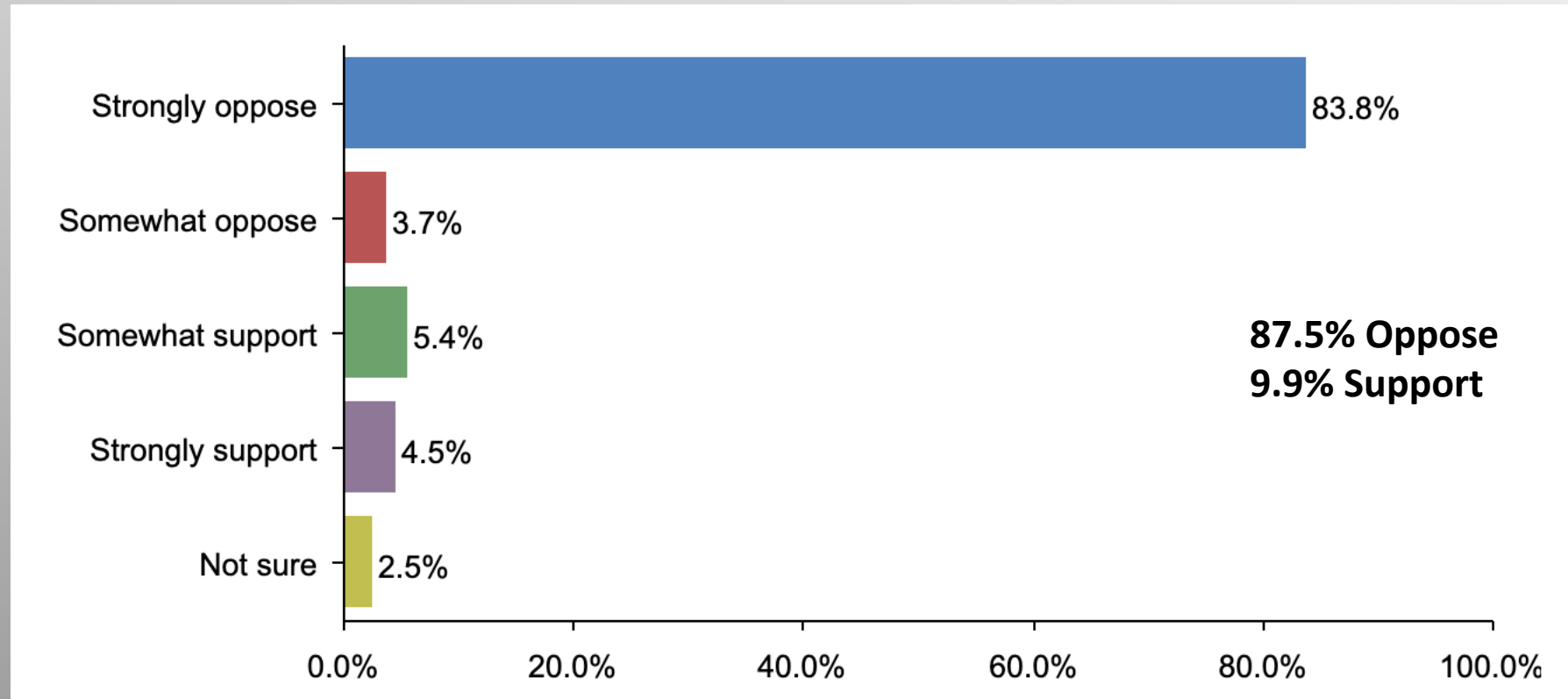
# WHO Authority (Democrat)

*What is your opinion on the plan to let the World Health Organization have authority over the U.S. president and federal government in declaring health emergencies in the United States and also having the authority to manage those emergency operations?*



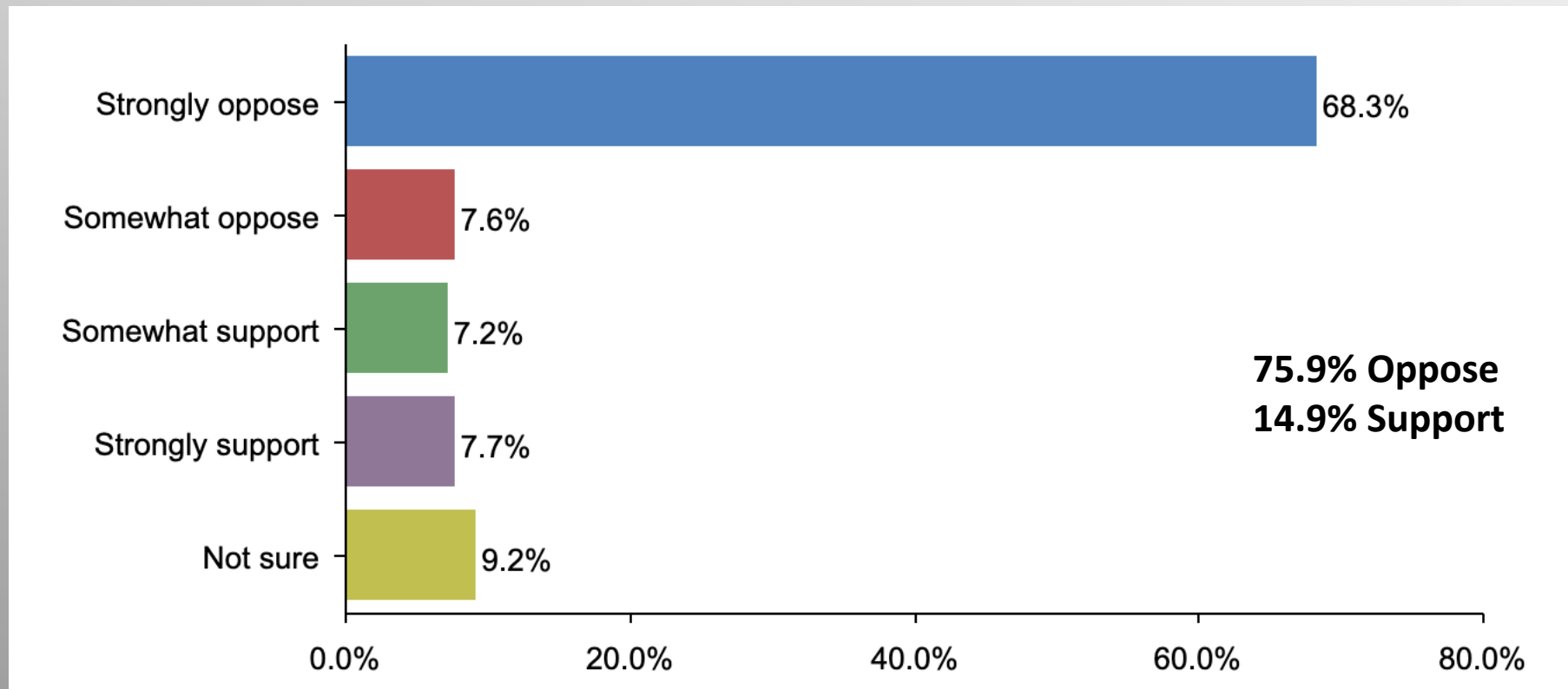
# WHO Authority (GOP)

*What is your opinion on the plan to let the World Health Organization have authority over the U.S. president and federal government in declaring health emergencies in the United States and also having the authority to manage those emergency operations?*

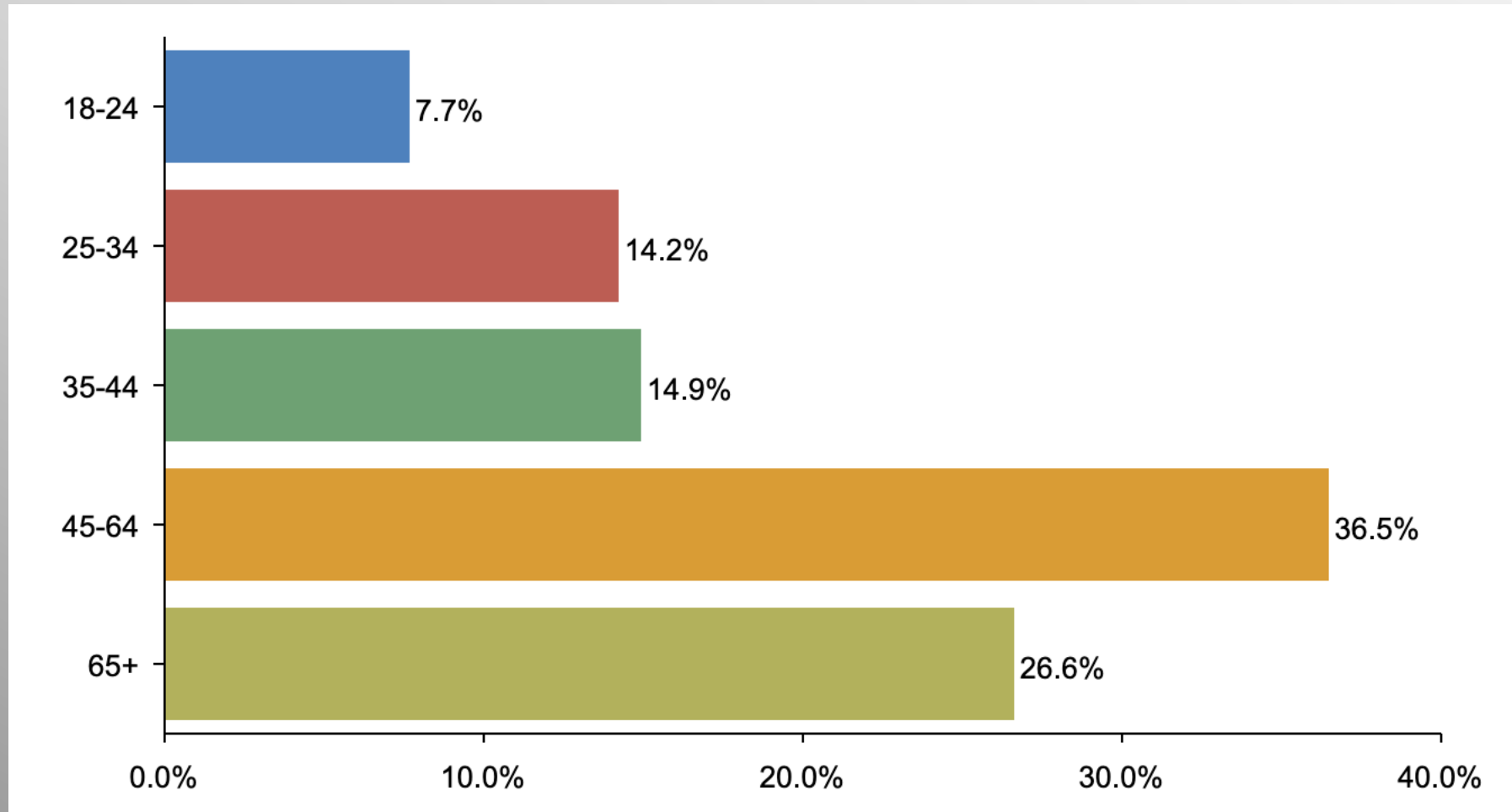


# WHO Authority (No Party/Other)

*What is your opinion on the plan to let the World Health Organization have authority over the U.S. president and federal government in declaring health emergencies in the United States and also having the authority to manage those emergency operations?*

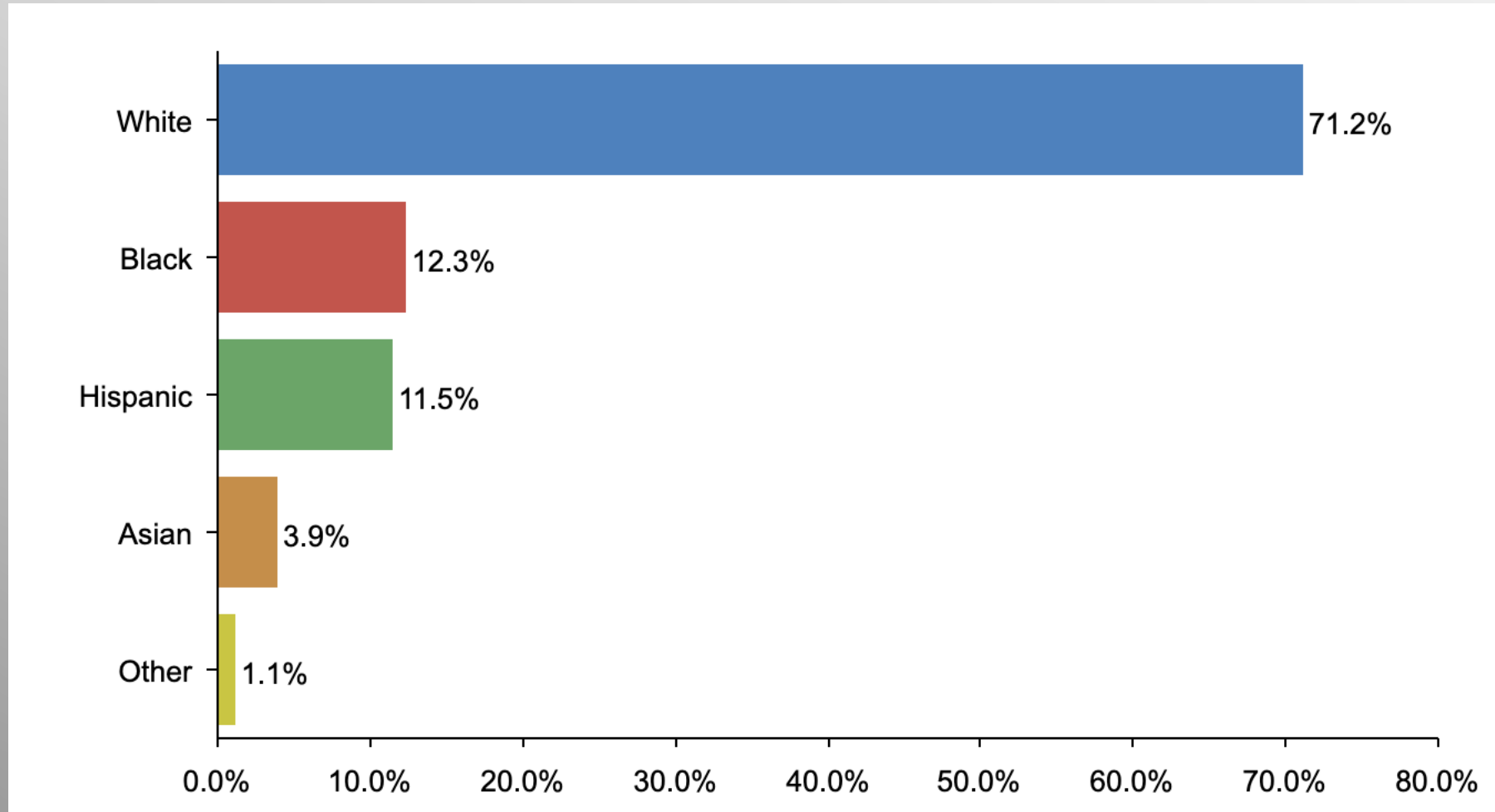


# Age Participation



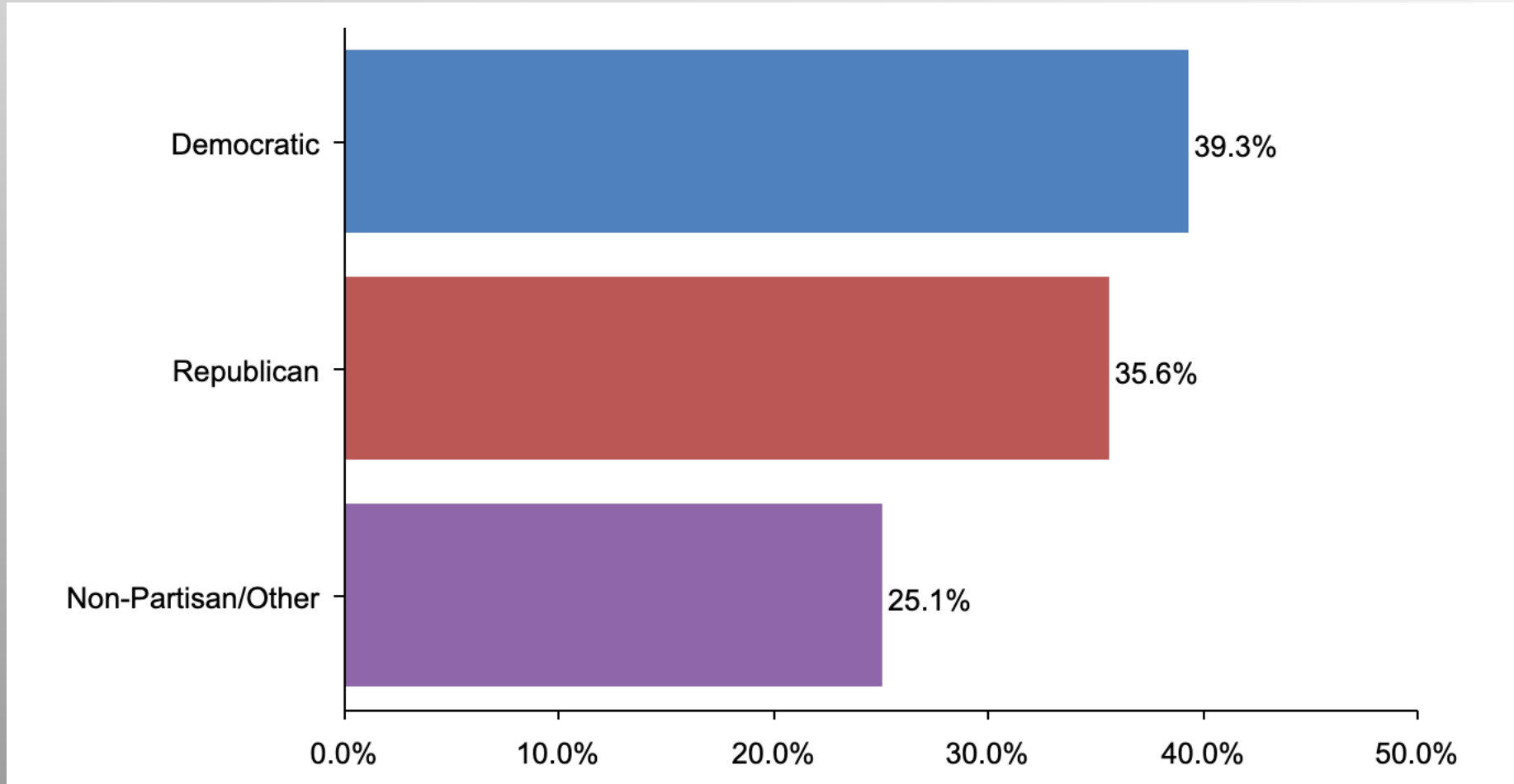


# Ethnicity Participation

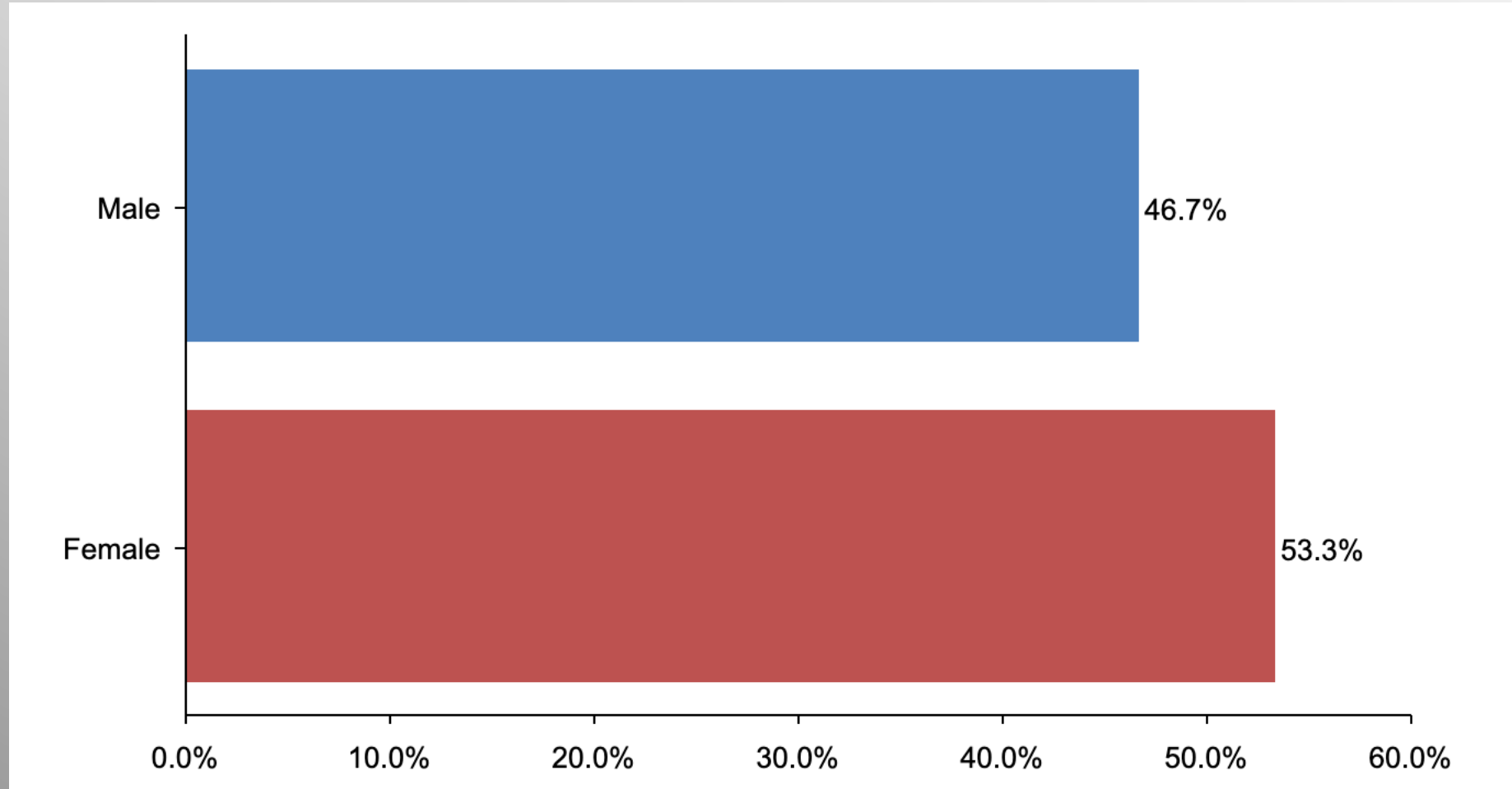




# Party Participation



# Gender Participation



COSA May #2 Party Crosstabs

What is your opinion on the plan to let the World Health Organization have authority over the U.S. president and federal government in declaring health emergencies in the United States and also having the authority to manage those emergency operations?

		Party			
		Total	Democrat	No Party/Other	Republican
<b>Strongly support</b>	Column %	13.8%	26.1%	7.7%	4.5%
<b>Somewhat support</b>	Column %	12.6%	22.6%	7.2%	5.4%
<b>Somewhat oppose</b>	Column %	4.6%	3.5%	7.6%	3.7%
<b>Strongly oppose</b>	Column %	60.4%	34.1%	68.3%	83.8%
<b>Not sure</b>	Column %	8.6%	13.7%	9.2%	2.5%

What is your opinion on the plan to let the World Health Organization have authority over the U.S. president and federal government in declaring health emergencies in the United States and also having the authority to manage those emergency operations?

	Age Group						Gender		
	Total	18-24	25-34	35-44	45-64	65+	Total	Female	Male
<b>Strongly support</b> Column %	13.8%	<b>38.9%</b>	<b>25.8%</b>	<b>0.0%</b>	<b>10.2%</b>	<b>12.8%</b>	13.8%	12.0%	15.8%
<b>Somewhat support</b> Column %	12.6%	15.4%	<b>17.2%</b>	<b>6.1%</b>	13.9%	11.2%	12.6%	13.4%	11.7%
<b>Somewhat oppose</b> Column %	4.6%	<b>7.2%</b>	3.7%	<b>0.0%</b>	<b>5.4%</b>	<b>6.0%</b>	4.6%	4.3%	5.0%
<b>Strongly oppose</b> Column %	60.4%	<b>38.6%</b>	<b>43.9%</b>	<b>76.8%</b>	<b>64.7%</b>	<b>60.3%</b>	60.4%	60.6%	60.1%
<b>Not sure</b> Column %	8.6%	<b>0.0%</b>	9.4%	<b>17.0%</b>	<b>5.8%</b>	<b>9.7%</b>	8.6%	9.6%	7.4%

COSA May #2 Ethnicity Crosstabs

What is your opinion on the plan to let the World Health Organization have authority over the U.S. president and federal government in declaring health emergencies in the United States and also having the authority to manage those emergency operations?

		Ethnicity					
		Total	Asian	Black	Hispanic	Other	White
<b>Strongly support</b>	Column %	13.8%	<b>41.0%</b>	<b>36.9%</b>	<b>5.7%</b>	12.5%	<b>9.6%</b>
<b>Somewhat support</b>	Column %	12.6%	5.4%	13.2%	20.2%	5.0%	11.8%
<b>Somewhat oppose</b>	Column %	4.6%	0.0%	2.4%	4.8%	4.2%	5.2%
<b>Strongly oppose</b>	Column %	60.4%	48.6%	<b>45.7%</b>	<b>49.0%</b>	76.0%	<b>65.1%</b>
<b>Not sure</b>	Column %	8.6%	5.0%	<b>1.8%</b>	<b>20.3%</b>	2.3%	<b>8.2%</b>