



## The Lesson of Trafalgar:

*Superior strategy, innovative tactics, and bold leadership can prevail even over larger numbers and greater resources.*

# Nationwide Issues Survey

July 2022

[info@trf-grp.com](mailto:info@trf-grp.com)

[thetrafalgargroup.org](http://thetrafalgargroup.org)

 The Trafalgar Group

 @trafalgar\_group

Partnered with:



# Nationwide Survey

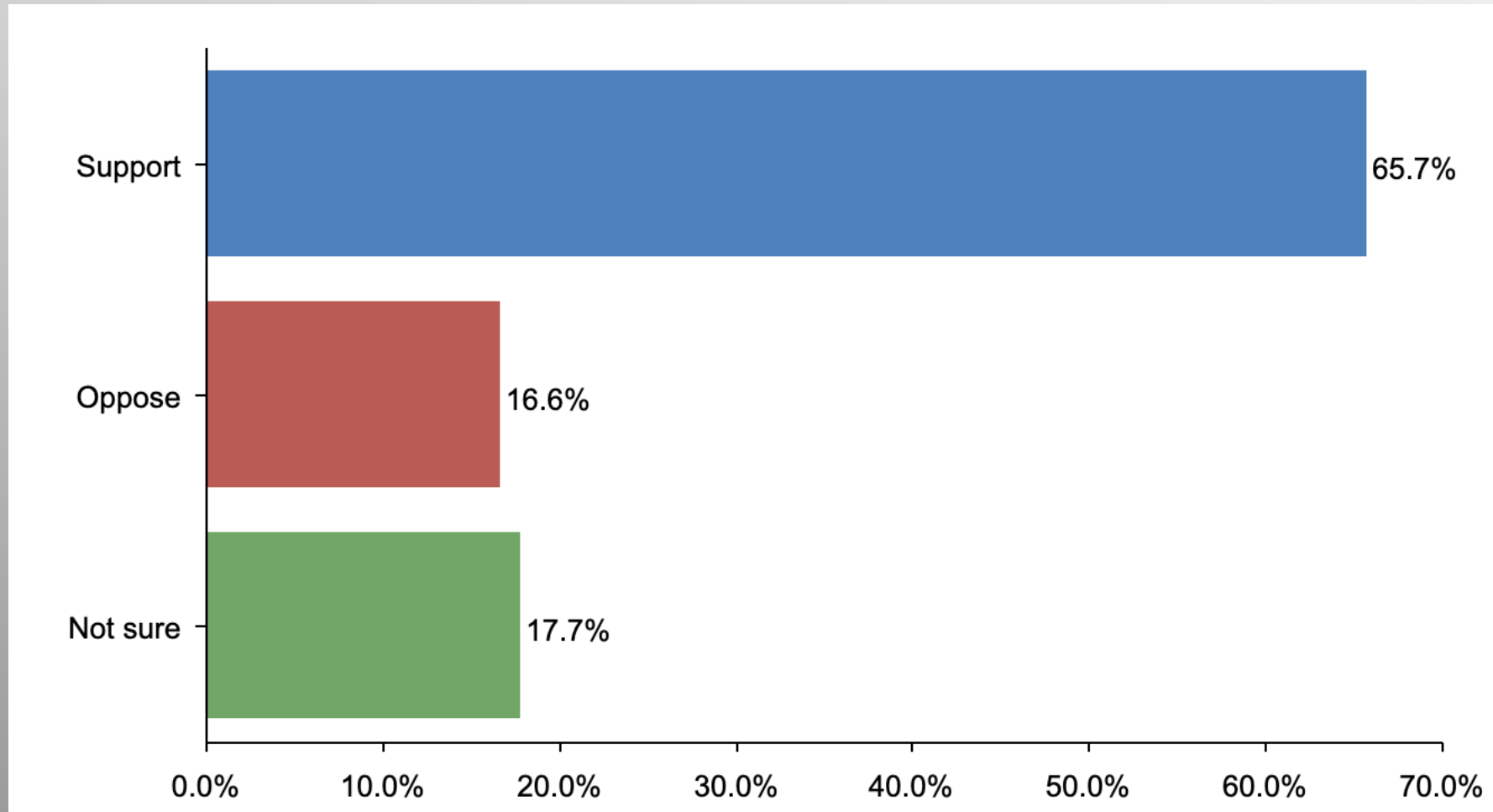
- **Conducted 07/07/22 - 07/10/22**
- **1078 Respondents**
- **Likely General Election Voters**
- **Response Rate: 1.44%**
- **Margin of Error: 2.9%**
- **Confidence: 95%**
- **Response Distribution: 50%**
- **Methodology: [TheTrafalgarGroup.org/Polling-Methodology](https://TheTrafalgarGroup.org/Polling-Methodology)**



# Convention of States Support



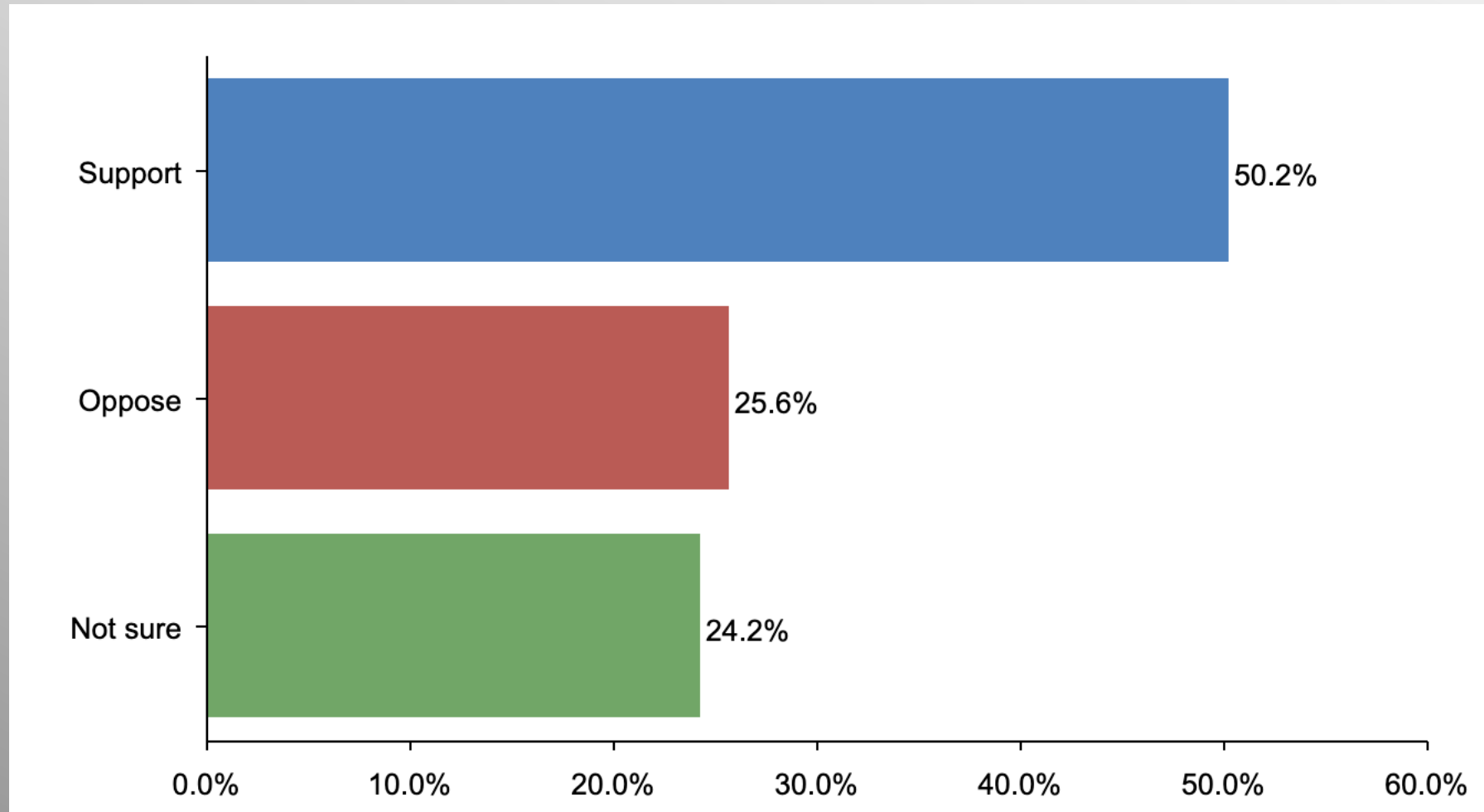
*Would you support a Convention of States to meet and propose Constitutional Amendments focusing on term limits for Congress and federal officials, federal spending restraints, and limiting the federal government to its constitutionally mandated authority?*



# Convention of States Support (Democrat)



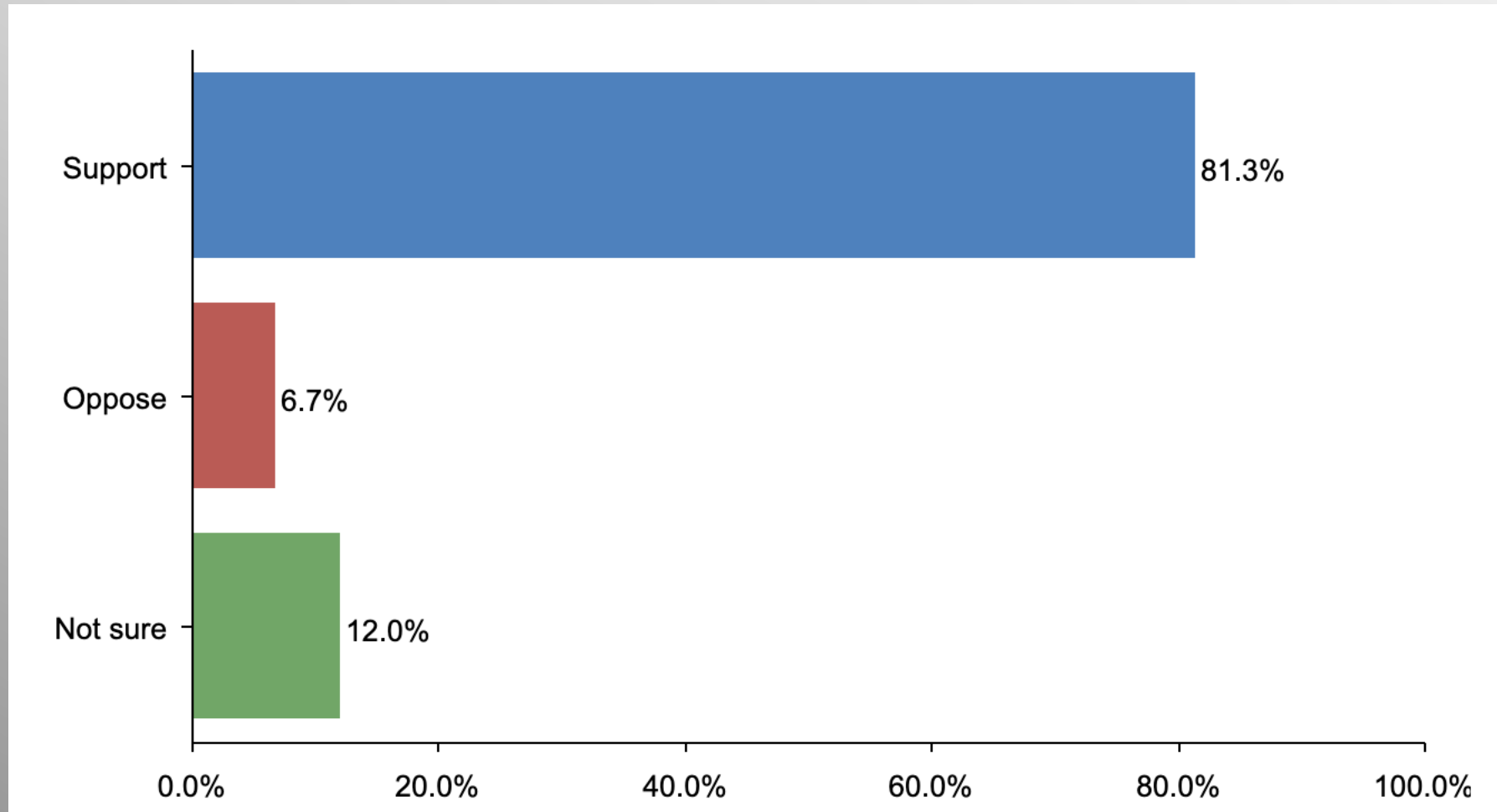
*Would you support a Convention of States to meet and propose Constitutional Amendments focusing on term limits for Congress and federal officials, federal spending restraints, and limiting the federal government to its constitutionally mandated authority?*



# Convention of States Support (GOP)



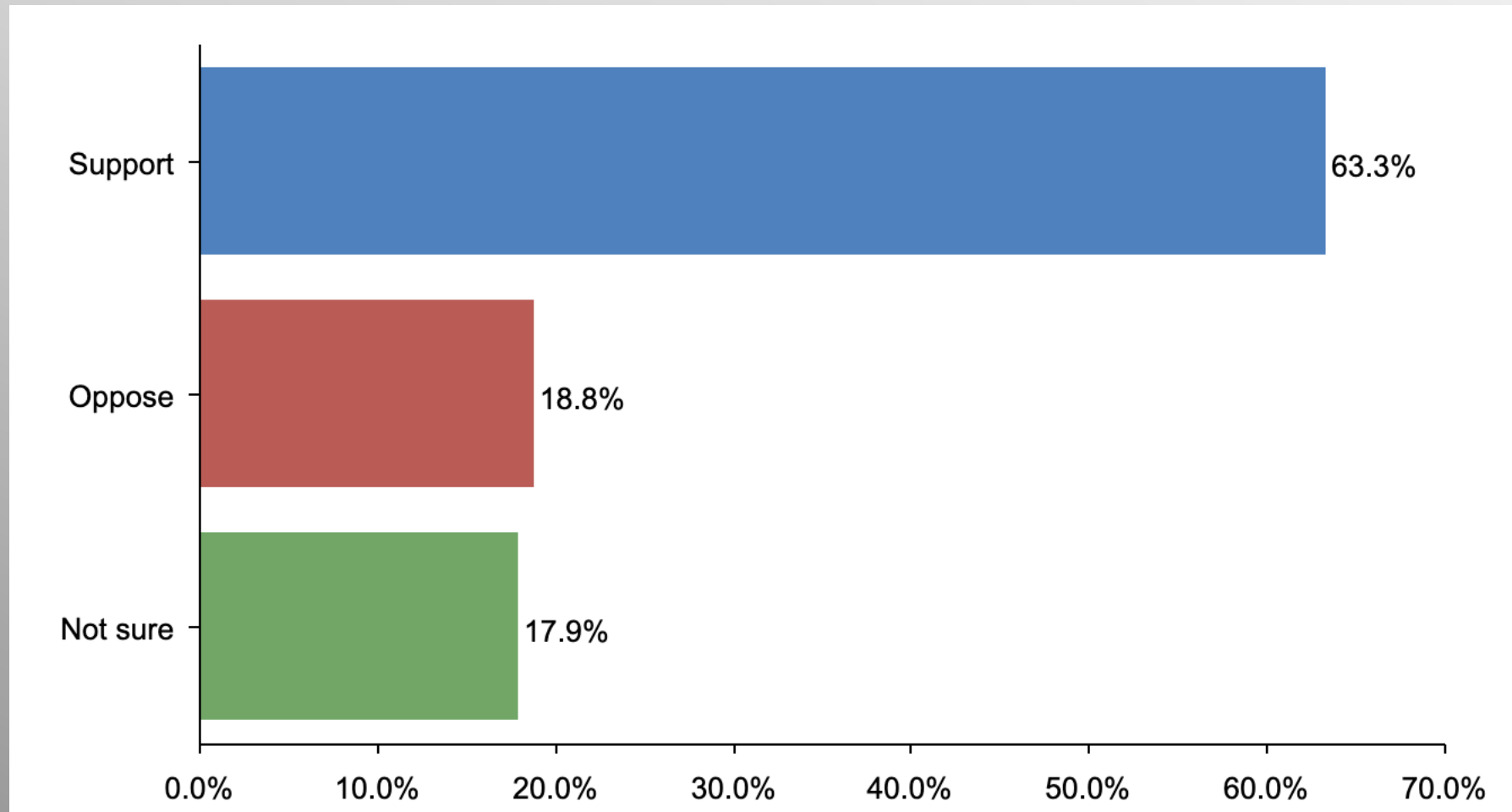
*Would you support a Convention of States to meet and propose Constitutional Amendments focusing on term limits for Congress and federal officials, federal spending restraints, and limiting the federal government to its constitutionally mandated authority?*



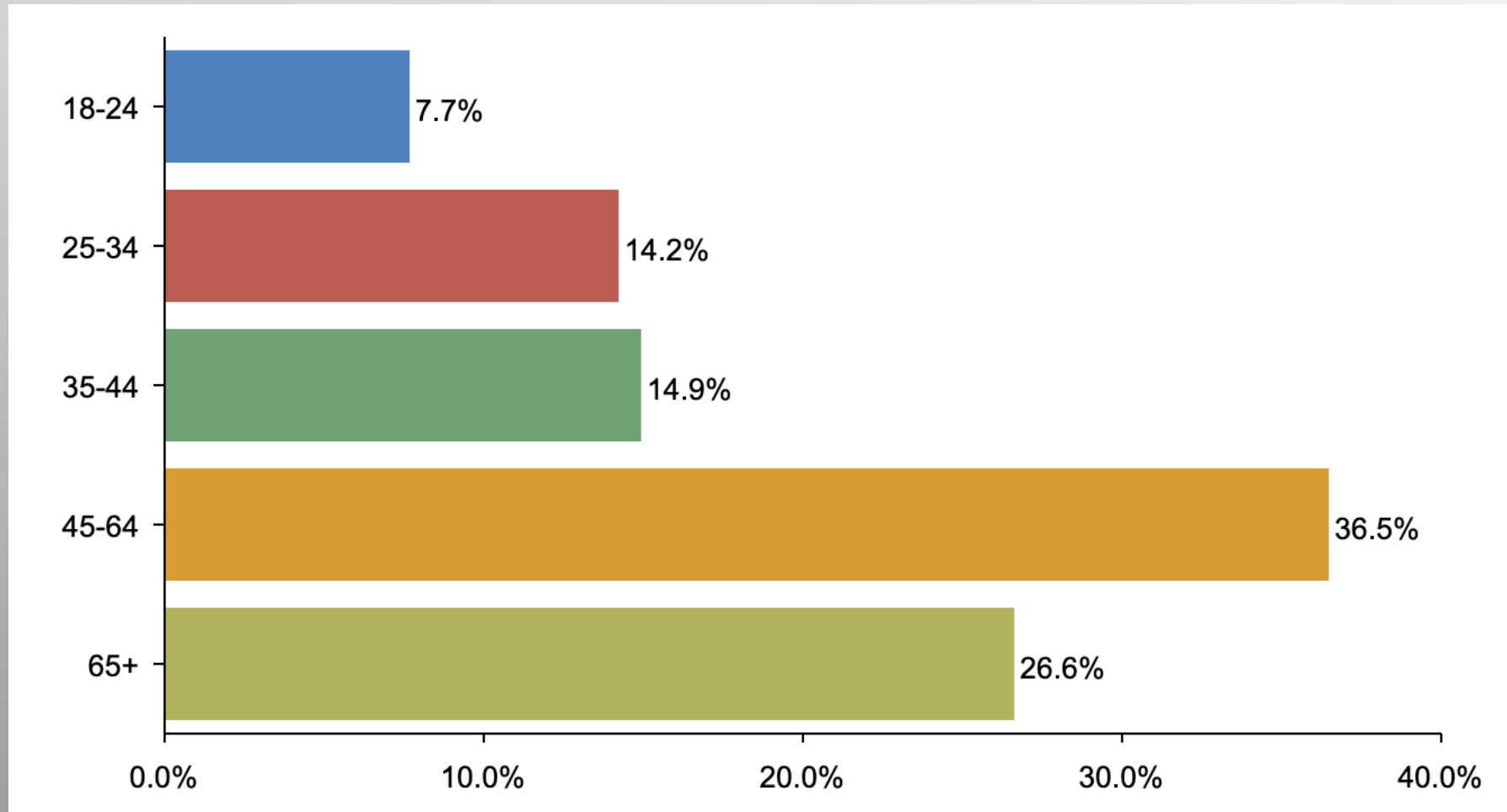
# Convention of States Support (No Party/Other)



*Would you support a Convention of States to meet and propose Constitutional Amendments focusing on term limits for Congress and federal officials, federal spending restraints, and limiting the federal government to its constitutionally mandated authority?*

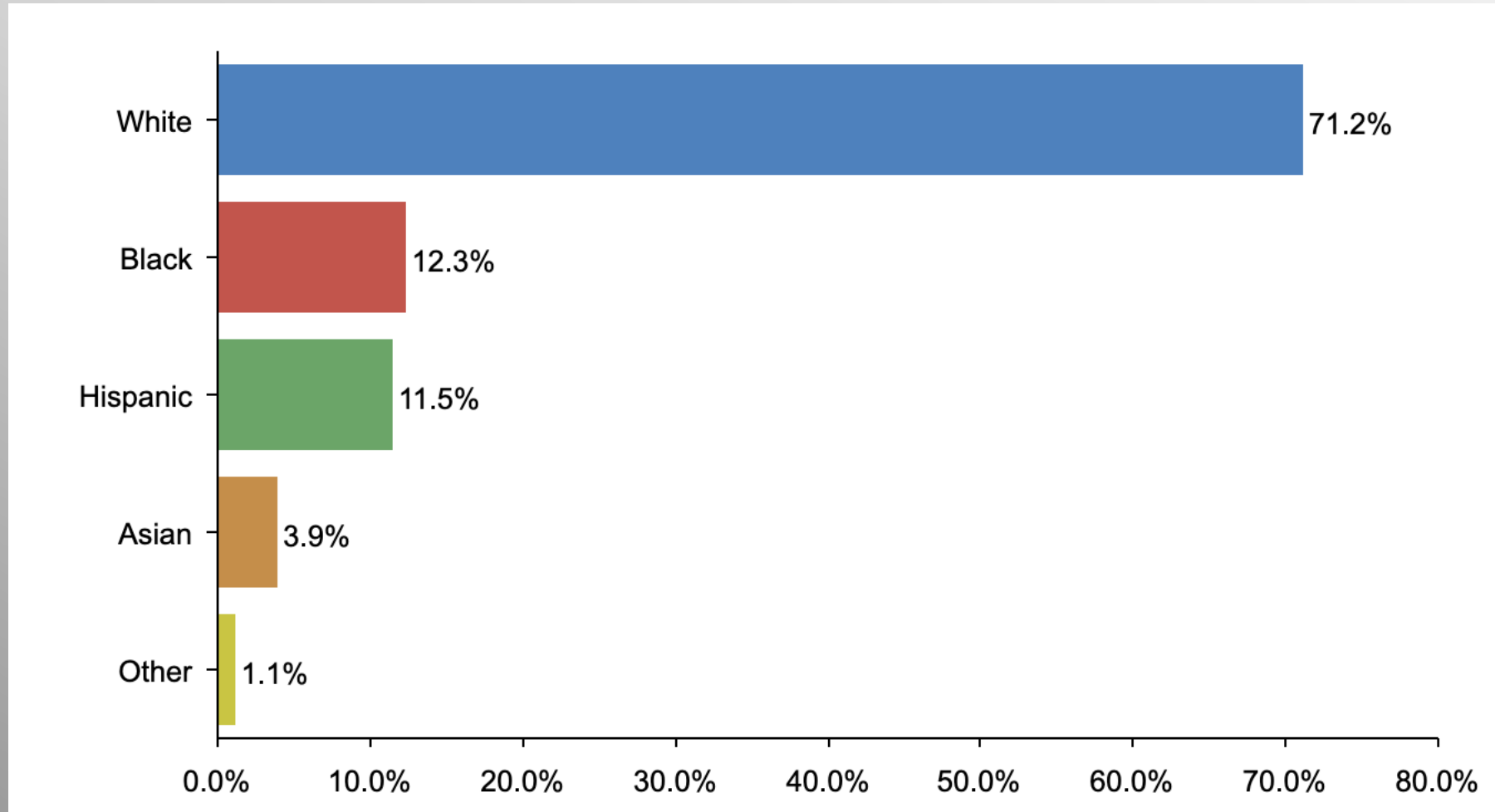


# Age Participation



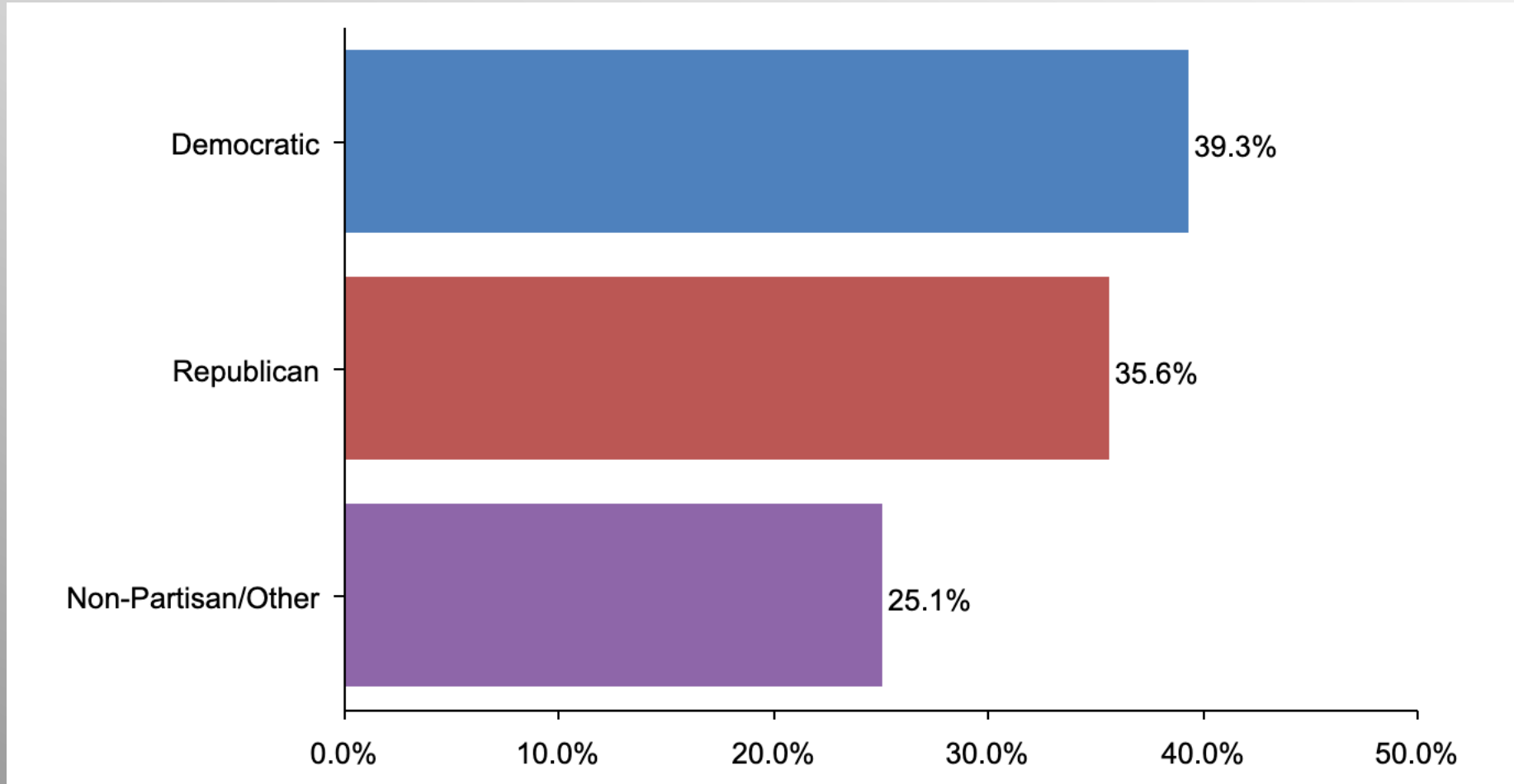


# Ethnicity Participation

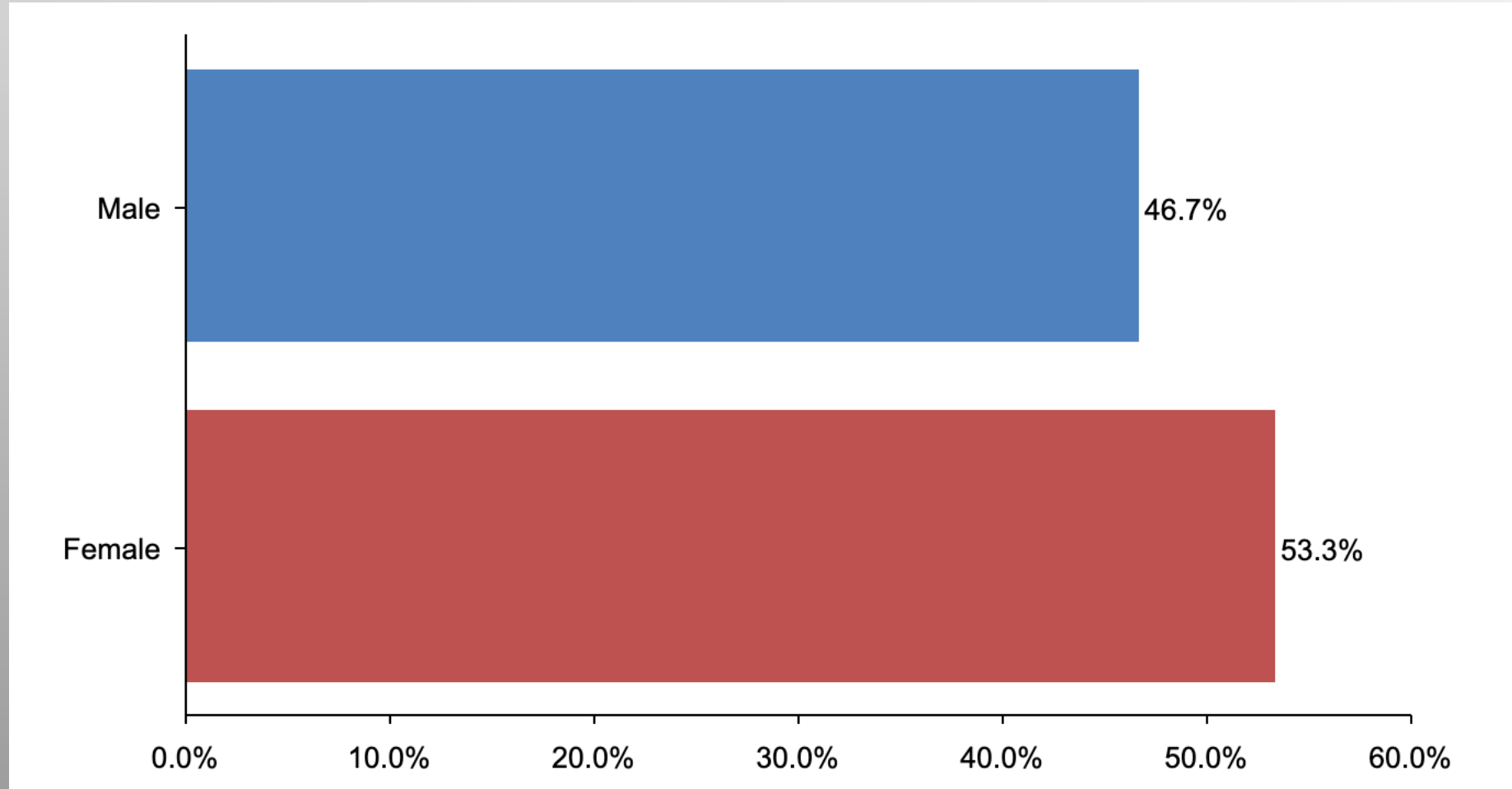




# Party Participation



# Gender Participation



COSA July #1 Party Crosstabs

Would you support a Convention of States to meet and propose Constitutional Amendments focusing on term limits for Congress and federal officials, federal spending restraints, and limiting the federal government to its constitutionally mandated authority?

|                 |          | Party |              |                |              |
|-----------------|----------|-------|--------------|----------------|--------------|
|                 |          | Total | Democrat     | No Party/Other | Republican   |
| <b>Support</b>  | Column % | 65.7% | <b>50.2%</b> | <b>63.3%</b>   | <b>81.3%</b> |
| <b>Oppose</b>   | Column % | 16.6% | <b>25.6%</b> | <b>18.8%</b>   | <b>6.7%</b>  |
| <b>Not sure</b> | Column % | 17.7% | <b>24.2%</b> | 17.9%          | <b>12.0%</b> |

COSA July #1 AgeGender Crosstabs

Would you support a Convention of States to meet and propose Constitutional Amendments focusing on term limits for Congress and federal officials, federal spending restraints, and limiting the federal government to its constitutionally mandated authority?

|                 | Age Group |             |              |              |              |              | Gender |              |              |
|-----------------|-----------|-------------|--------------|--------------|--------------|--------------|--------|--------------|--------------|
|                 | Total     | 18-24       | 25-34        | 35-44        | 45-64        | 65+          | Total  | Female       | Male         |
| <b>Support</b>  |           |             |              |              |              |              |        |              |              |
| Column %        | 65.7%     | 69.5%       | <b>54.5%</b> | <b>71.0%</b> | <b>68.5%</b> | 63.5%        | 65.7%  | <b>62.0%</b> | <b>69.6%</b> |
| <b>Oppose</b>   |           |             |              |              |              |              |        |              |              |
| Column %        | 16.6%     | <b>9.3%</b> | <b>28.6%</b> | <b>10.2%</b> | <b>17.7%</b> | <b>14.4%</b> | 16.6%  | 14.9%        | 18.3%        |
| <b>Not sure</b> |           |             |              |              |              |              |        |              |              |
| Column %        | 17.7%     | 21.2%       | 16.9%        | 18.8%        | <b>13.8%</b> | <b>22.1%</b> | 17.7%  | <b>23.1%</b> | <b>12.1%</b> |

COSA July #1 Ethnicity Crosstabs

Would you support a Convention of States to meet and propose Constitutional Amendments focusing on term limits for Congress and federal officials, federal spending restraints, and limiting the federal government to its constitutionally mandated authority?

|                 |          | Ethnicity |             |              |          |              |       |
|-----------------|----------|-----------|-------------|--------------|----------|--------------|-------|
|                 |          | Total     | Asian       | Black        | Hispanic | White        | Other |
| <b>Support</b>  | Column % | 65.7%     | 76.8%       | 62.6%        | 59.9%    | 66.3%        | 67.0% |
| <b>Oppose</b>   | Column % | 16.6%     | <b>0.0%</b> | <b>18.7%</b> | 15.0%    | <b>17.3%</b> | 21.6% |
| <b>Not sure</b> | Column % | 17.7%     | 23.2%       | 18.7%        | 25.1%    | 16.4%        | 11.4% |