



The Lesson of Trafalgar:

Superior strategy, innovative tactics, and bold leadership can prevail even over larger numbers and greater resources.

info@trf-grp.com

thetrafalgargroup.org

 The Trafalgar Group

 @trafalgar_group

Georgia General Statewide Survey

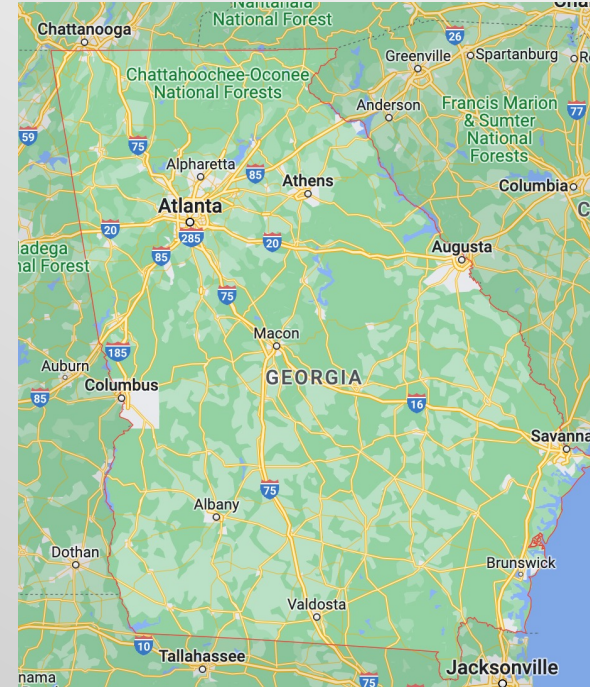
October 2022

Partnered with:



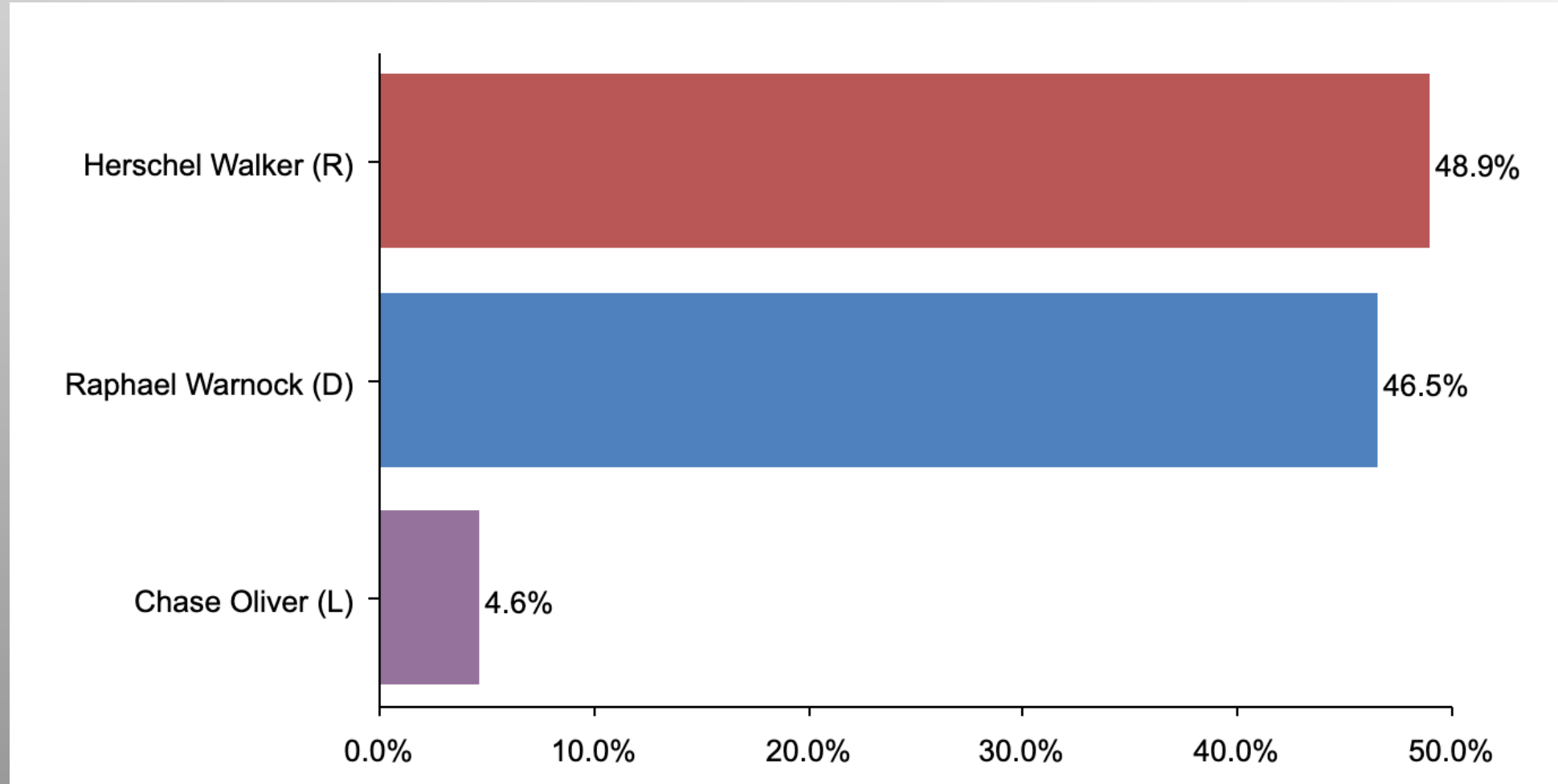
Georgia Statewide Survey

- **Conducted 10/21/22 - 10/23/22**
- **1076 Respondents**
- **Likely 2022 General Election Voters**
- **Response Rate: 1.54%**
- **Margin of Error: 2.9%**
- **Confidence: 95%**
- **Response Distribution: 50%**
- **Methodology: TheTrafalgarGroup.org/Polling-Methodolgy**



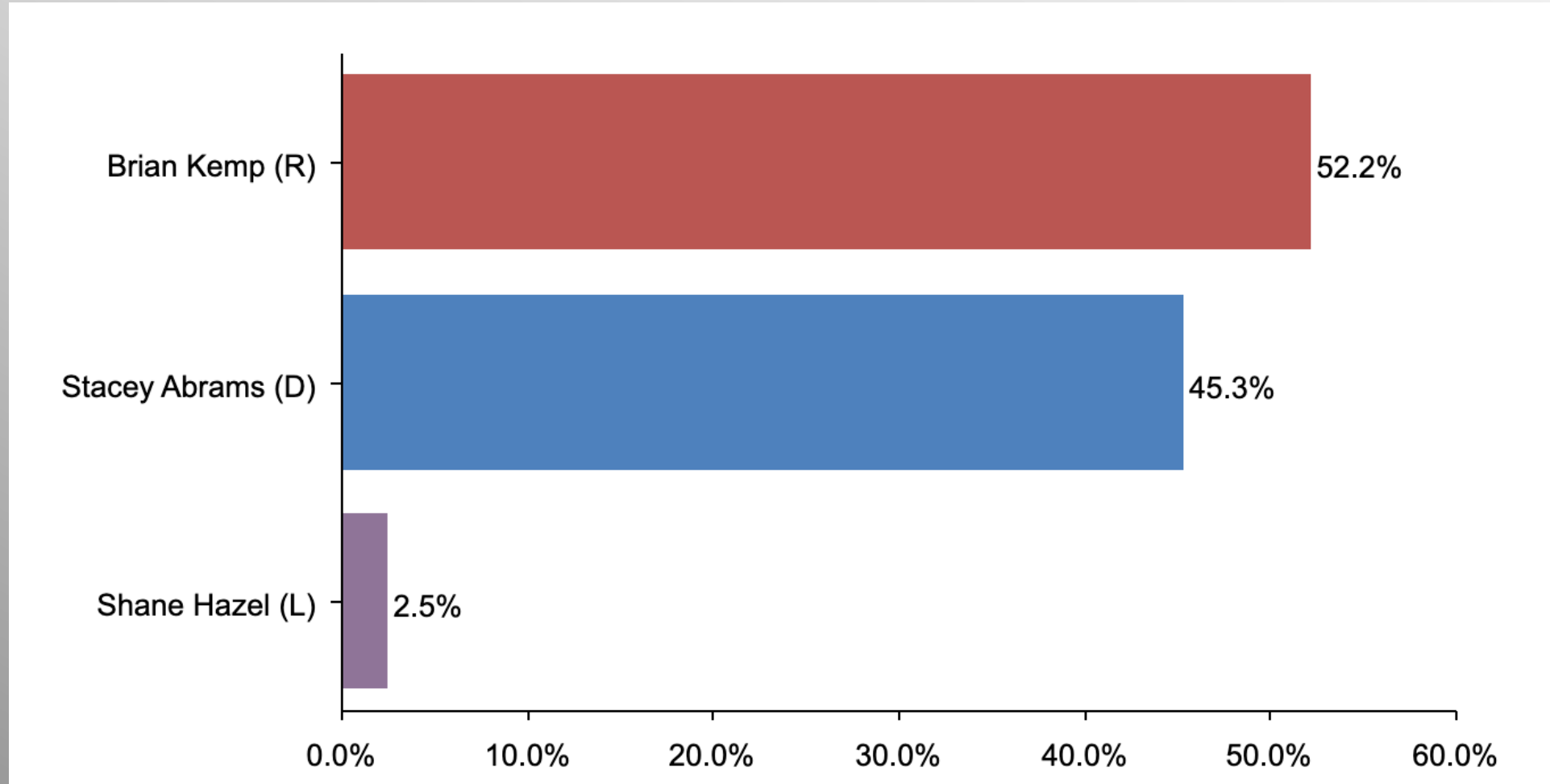
GA US Sen Ballot

If the election for US Senate were held today, for whom would you vote?

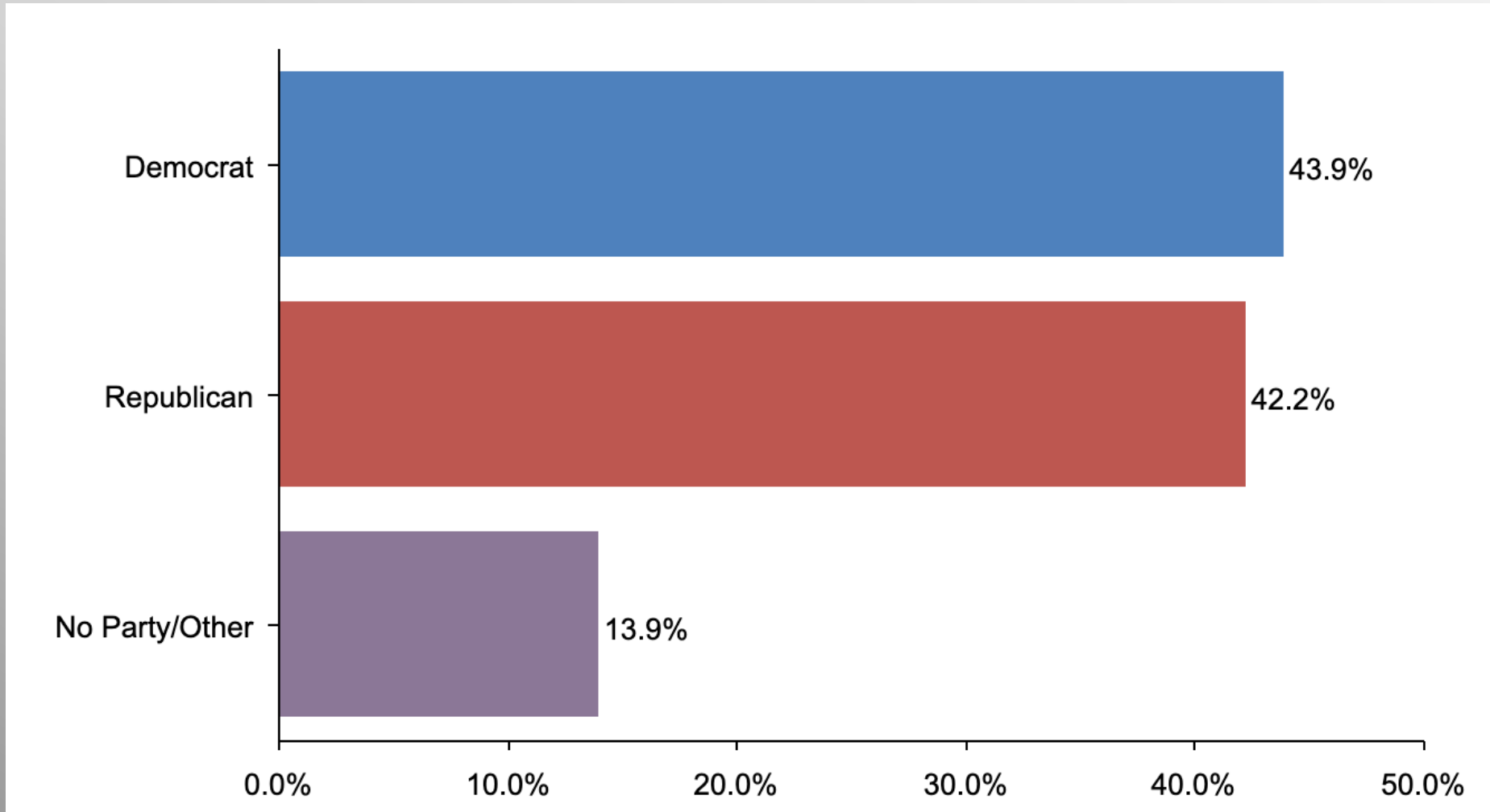


GA Gov Ballot

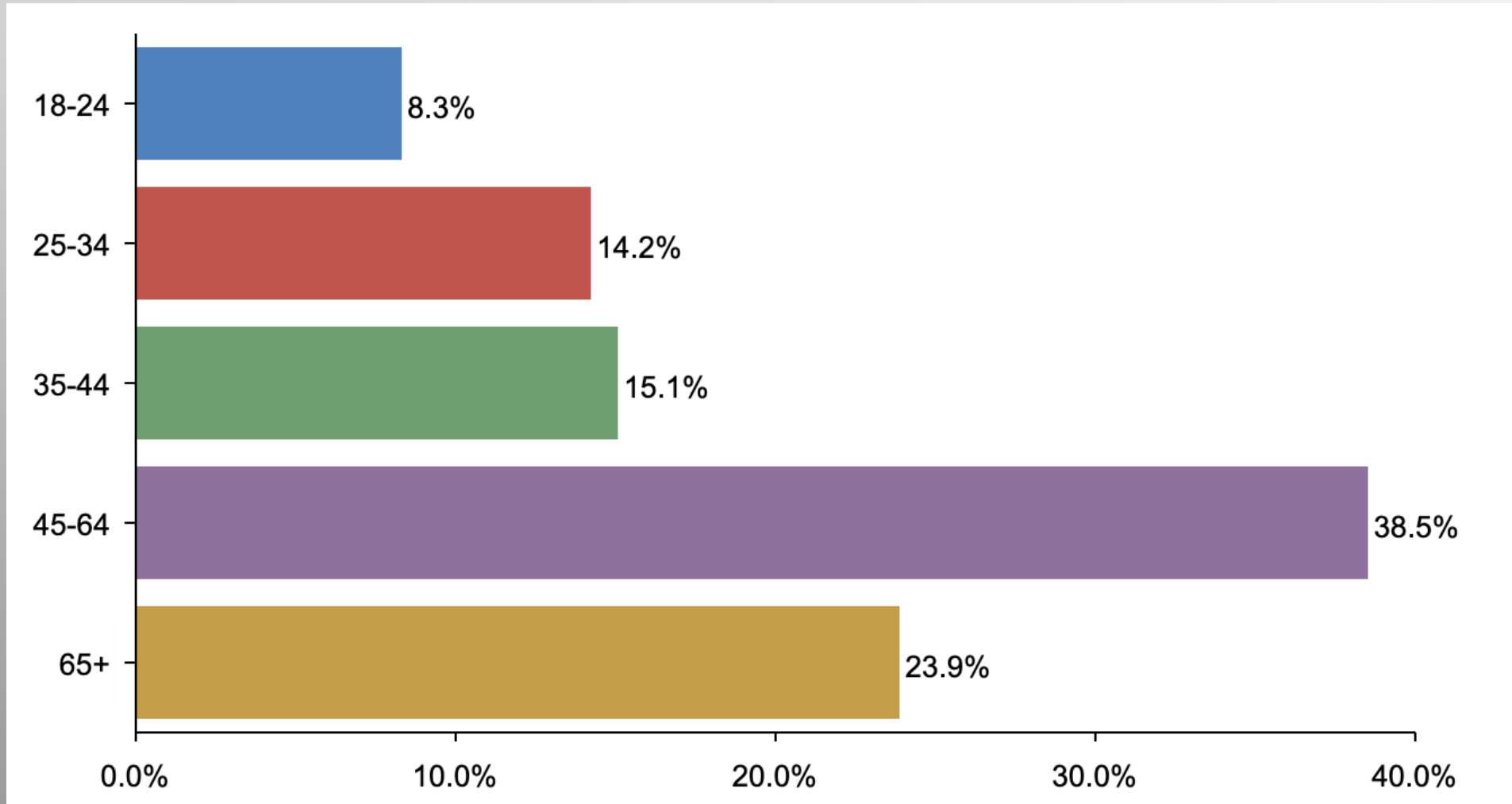
If the election for Governor were held today, for whom would you vote?



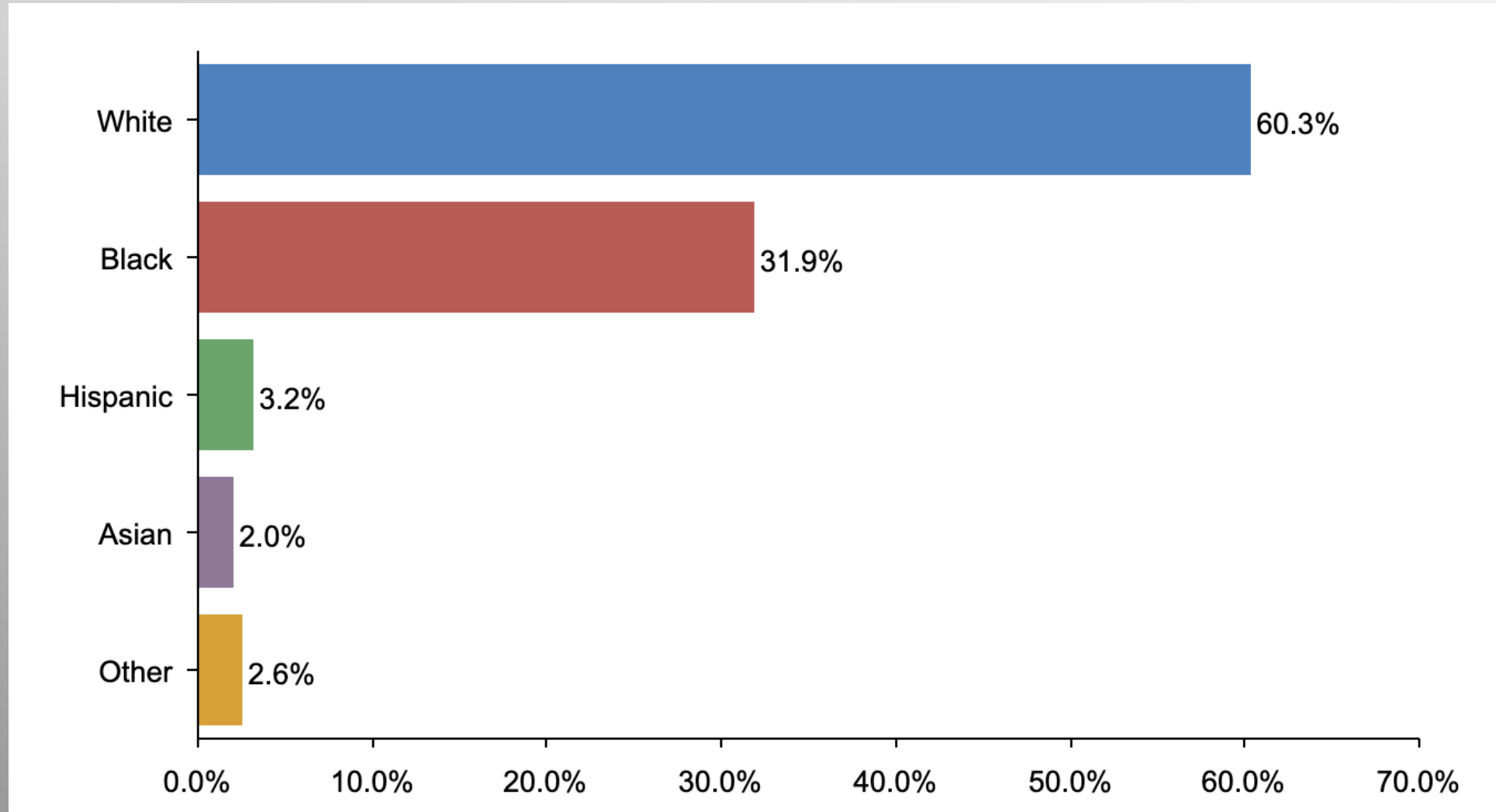
Party Participation



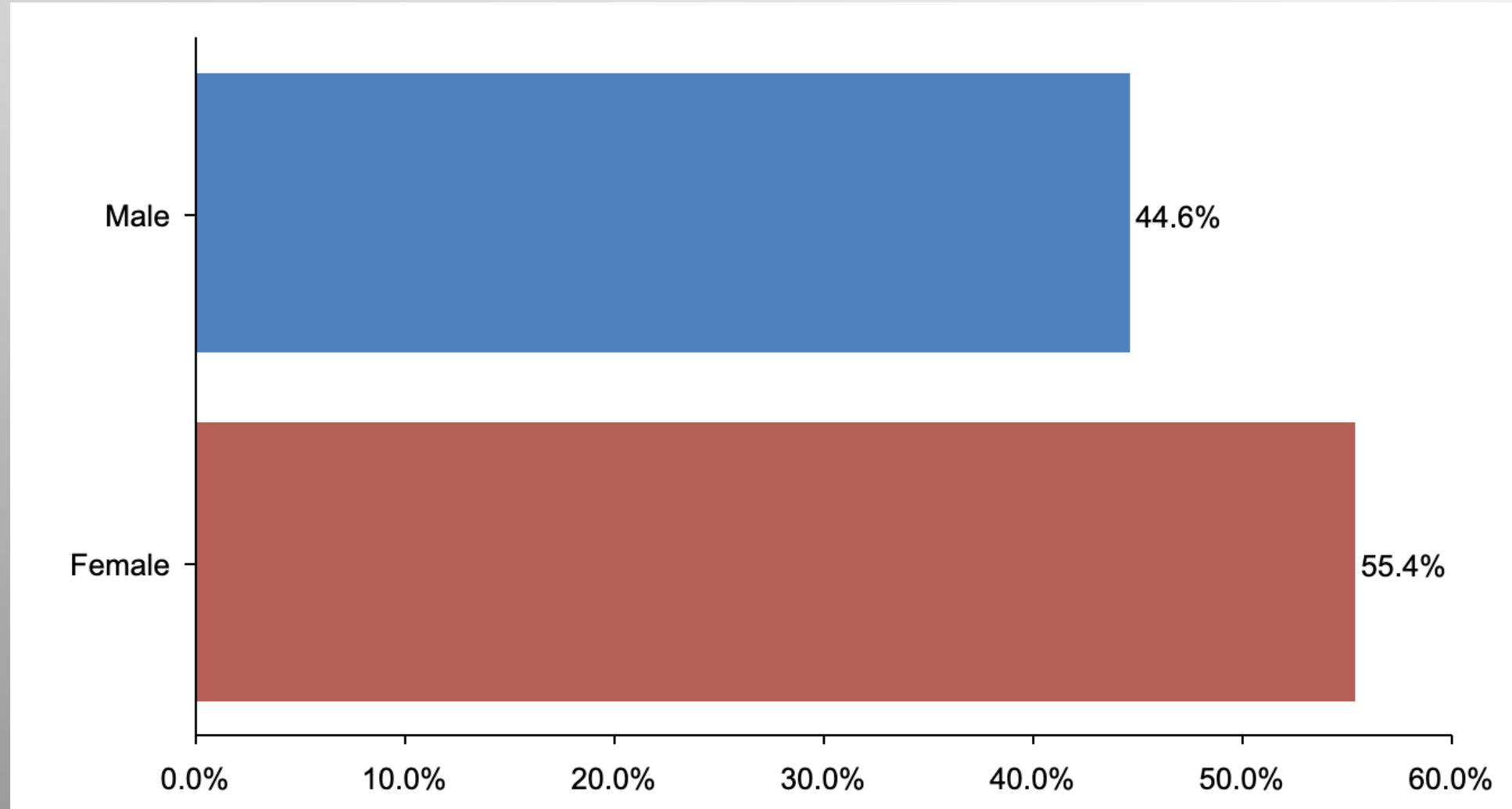
Age Participation



Ethnicity Participation



Gender Participation



Age/Gender Crosstabs

Age/Gender Crosstabs

1. If the election for US Senate were held today and you had to make a choice, for whom would you vote?

	Age						Gender		
	Total	18-24	25-34	35-44	45-64	65+	Total	Female	Male
Raphael Warnock (D) Column %	46.5%	37.3%	57.2%	52.0%	45.4%	41.7%	46.5%	52.3%	39.4%
Herschel Walker (R) Column %	48.9%	62.7%	39.7%	39.6%	49.1%	55.1%	48.9%	43.6%	55.4%
Chase Oliver (L) Column %	4.6%	0.0%	3.1%	8.4%	5.5%	3.1%	4.6%	4.1%	5.1%

Age/Gender Crosstabs

2. If the election for Governor were held today and you had to make a choice, for whom would you vote?

	Age						Gender		
	Total	18-24	25-34	35-44	45-64	65+	Total	Female	Male
Stacey Abrams (D) Column %	45.3%	40.0%	55.2%	58.2%	42.5%	38.6%	45.3%	50.8%	38.7%
Brian Kemp (R) Column %	52.2%	60.0%	41.0%	36.6%	54.5%	61.2%	52.2%	46.8%	58.7%
Shane Hazel (L) Column %	2.5%	0.0%	3.8%	5.2%	3.0%	0.2%	2.5%	2.4%	2.6%

Ethnicity/Party Crosstabs

Ethnicity/Party Crosstabs

1. If the election for US Senate were held today and you had to make a choice, for whom would you vote?

	Ethnicity						Party			
	Total	Asian	Black	Hispanic	Other	White	Total	Democrat	No Party/Other	Republican
Raphael Warnock (D) Column %	46.5%	50.8%	71.3%	56.7%	36.8%	33.2%	46.5%	80.8%	45.0%	7.6%
Herschel Walker (R) Column %	48.9%	49.2%	23.5%	39.8%	59.2%	62.4%	48.9%	15.9%	46.3%	88.3%
Chase Oliver (L) Column %	4.6%	0.0%	5.2%	3.5%	4.0%	4.5%	4.6%	3.3%	8.7%	4.1%

Ethnicity/Party Crosstabs

2. If the election for Governor were held today and you had to make a choice, for whom would you vote?

	Ethnicity						Party			
	Total	Asian	Black	Hispanic	Other	White	Total	Democrat	No Party/Other	Republican
Stacey Abrams (D) Column %	45.3%	43.6%	76.4%	60.8%	23.7%	31.2%	45.3%	86.0%	39.9%	6.1%
Brian Kemp (R) Column %	52.2%	56.4%	20.5%	39.2%	71.8%	66.4%	52.2%	12.9%	53.7%	92.0%
Shane Hazel (L) Column %	2.5%	0.0%	3.1%	0.0%	4.6%	2.3%	2.5%	1.1%	6.4%	1.9%

DMA Crosstabs

DMA Crosstabs

1. If the election for US Senate were held today and you had to make a choice, for whom would you vote?

	DMA											
	Total	ALBANY, GA	ATLANTA	AUGUSTA -AIKEN	CHATTANOOGA	COLUMBUS, GA (OPELIKA, AL)	DOTHAN	GREENVILLE-SPARTANBURGH-AND	JACKSONVILLE	MACON	SAVANNAH	TALLAHASSEE-THOMASVILLE
Raphael Warnock (D) Column %	46.5%	45.2%	50.2%	37.3%	19.9%	35.2%	100.0%	30.5%	75.6%	30.6%	43.4%	30.6%
Herschel Walker (R) Column %	48.9%	52.6%	45.2%	60.7%	72.0%	50.0%	0.0%	69.5%	24.4%	65.6%	52.4%	63.9%
Chase Oliver (L) Column %	4.6%	2.1%	4.6%	2.1%	8.1%	14.8%	0.0%	0.0%	0.0%	3.8%	4.2%	5.5%

DMA Crosstabs

2. If the election for Governor were held today and you had to make a choice, for whom would you vote?

	DMA											
	Total	ALBANY, GA	ATLANTA	AUGUSTA -AIKEN	CHATTANOOGA	COLUMBUS, GA (OPELIKA, AL)	DOTHAN	GREENVILLE-SPARTANBURGH-AND	JACKSONVILLE	MACON	SAVANNAH	TALLAHASSEE-THOMASVILLE
Stacey Abrams (D) Column %	45.3%	47.0%	48.3%	35.8%	17.5%	38.0%	100.0%	23.2%	68.1%	34.4%	37.7%	41.9%
Brian Kemp (R) Column %	52.2%	53.0%	49.0%	64.2%	75.7%	56.6%	0.0%	76.8%	31.9%	61.0%	62.3%	58.1%
Shane Hazel (L) Column %	2.5%	0.0%	2.7%	0.0%	6.8%	5.4%	0.0%	0.0%	0.0%	4.6%	0.0%	0.0%