



The Lesson of Trafalgar:

Superior strategy, innovative tactics, and bold leadership can prevail even over larger numbers and greater resources.

info@trf-grp.com

thetrafalgargroup.org

 The Trafalgar Group

 @trafalgar_group

Pennsylvania General Statewide Survey

October 2022

Partnered with:



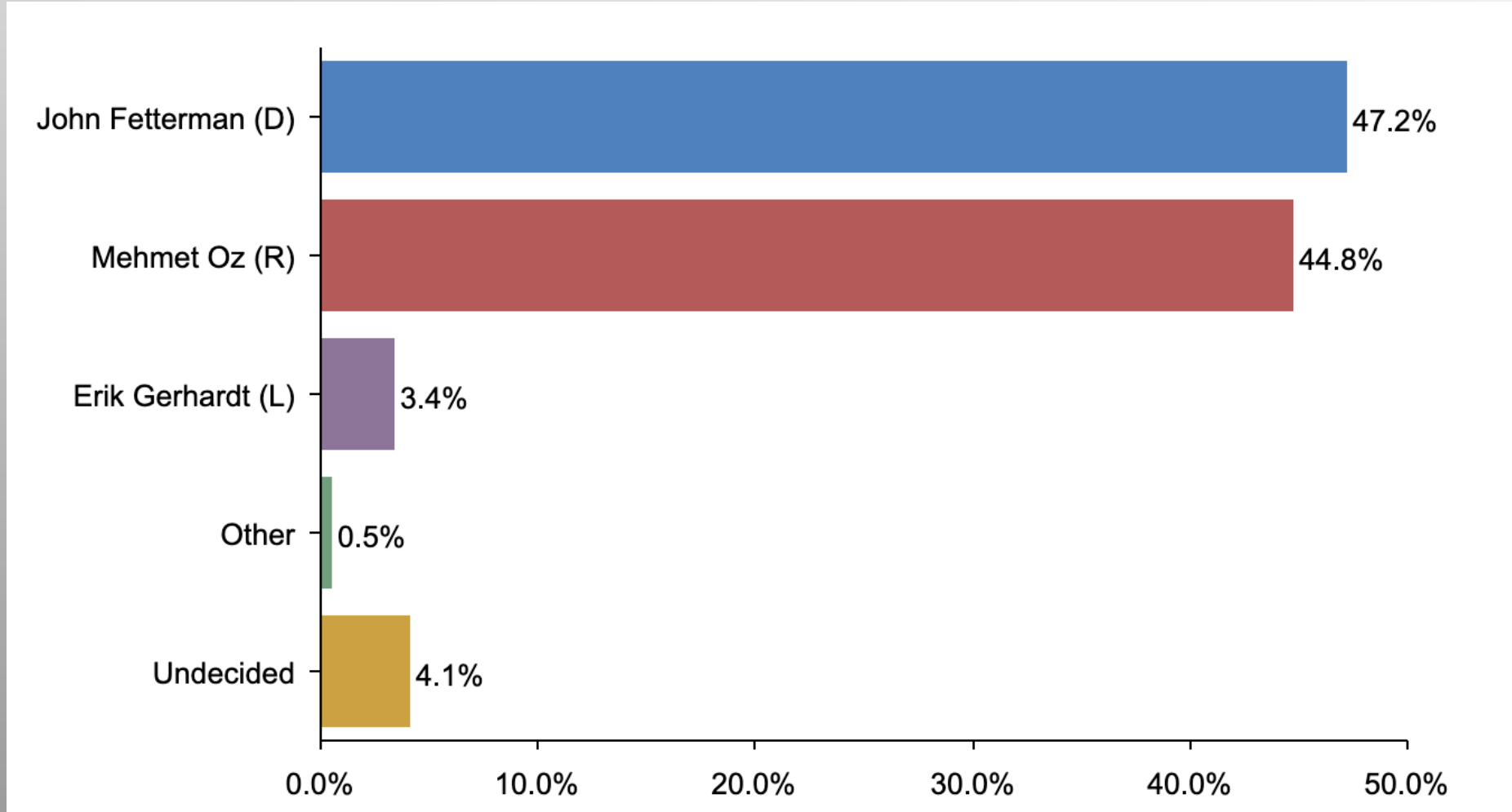
Pennsylvania Statewide Survey

- **Conducted 10/08/22 - 10/11/22**
- **1078 Respondents**
- **Likely 2022 General Election Voters**
- **Response Rate: 1.44%**
- **Margin of Error: 2.9%**
- **Confidence: 95%**
- **Response Distribution: 50%**
- **Methodology: [TheTrafalgarGroup.org/Polling-Methodology](https://www.thetrafalgargroup.org/polling-methodology)**



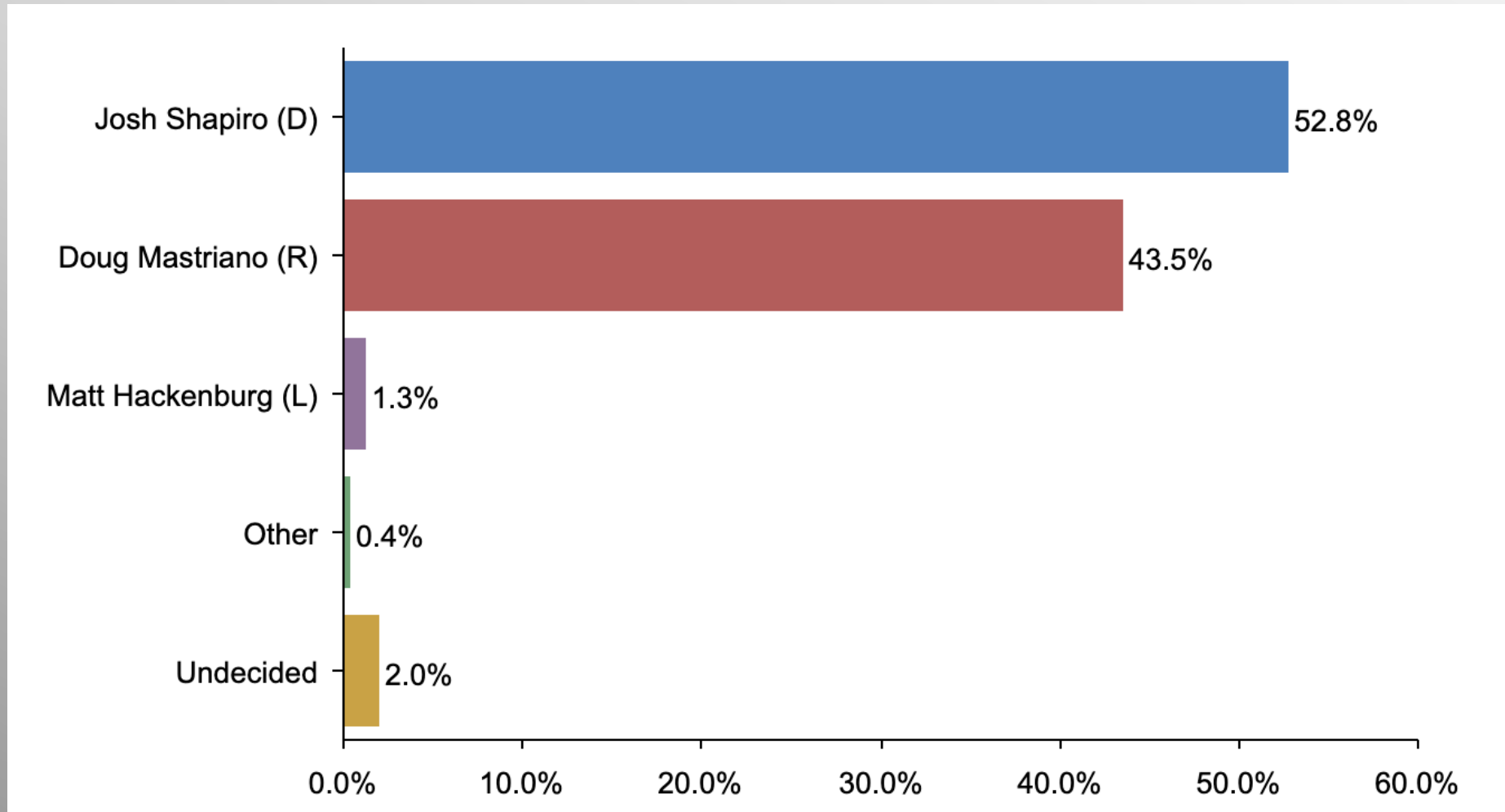
PA US Senate

If the election for US Senate were held today, for whom would you vote?

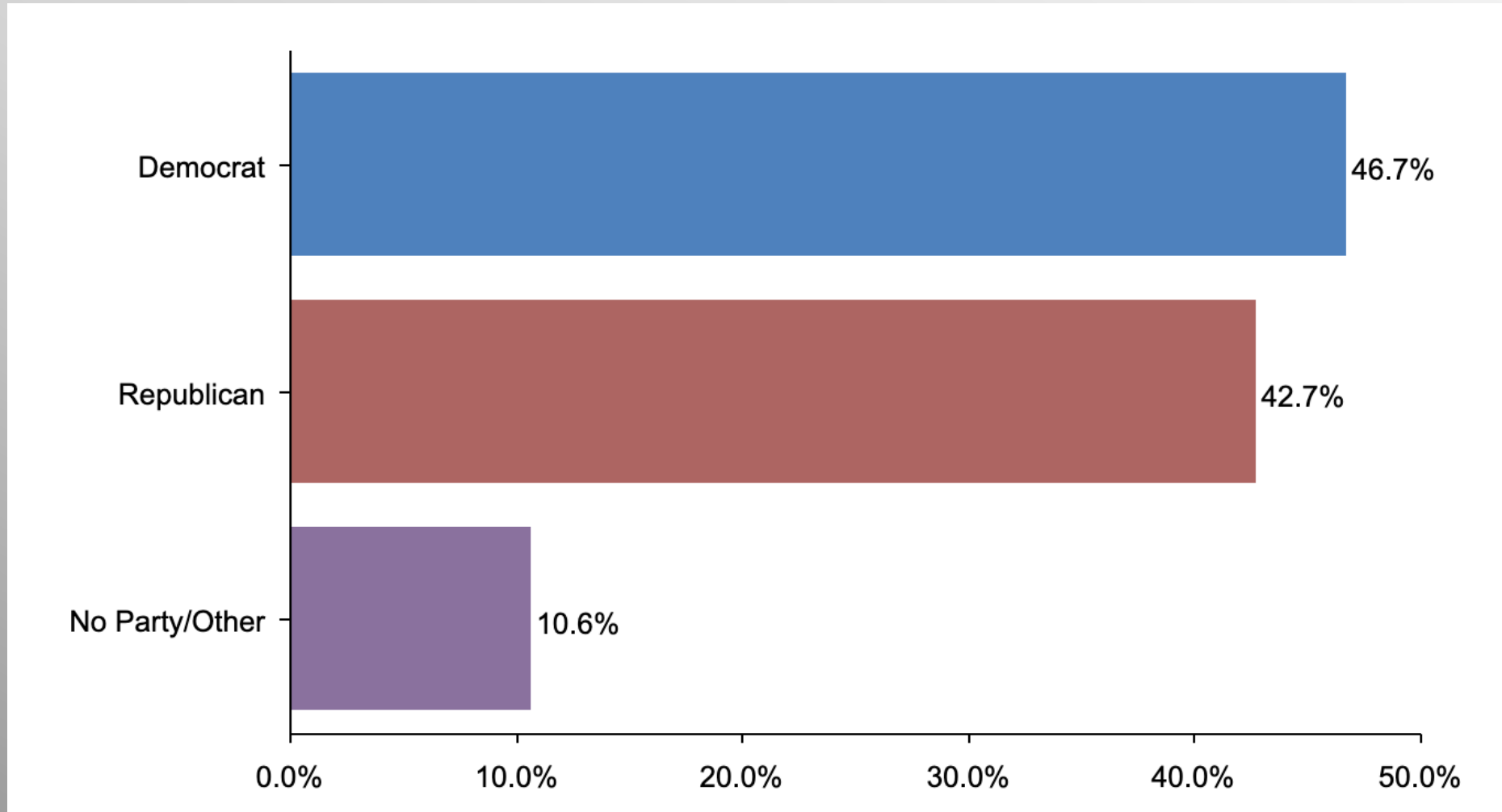


PA Governor

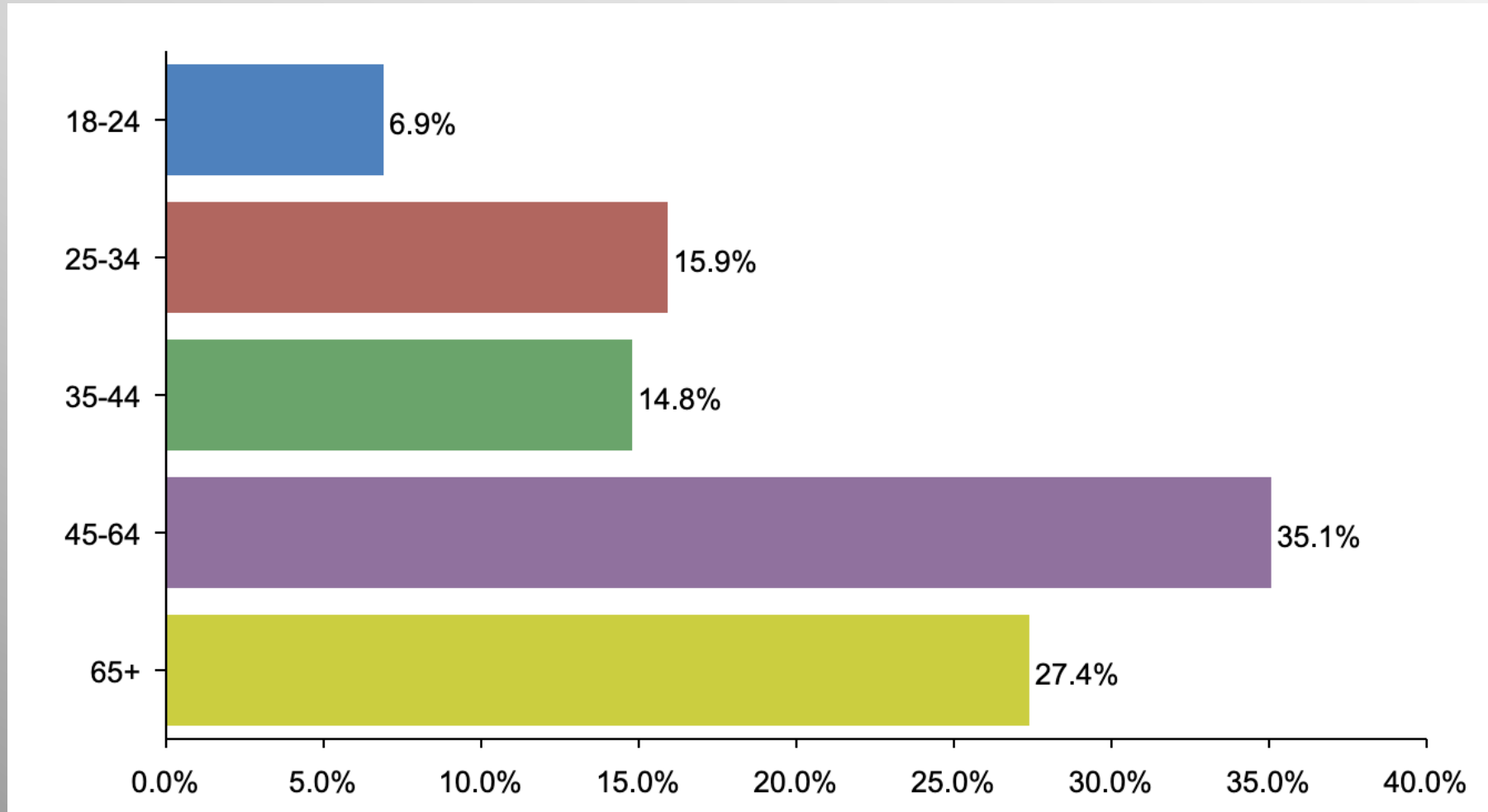
If the election for Governor were held today, for whom would you vote?



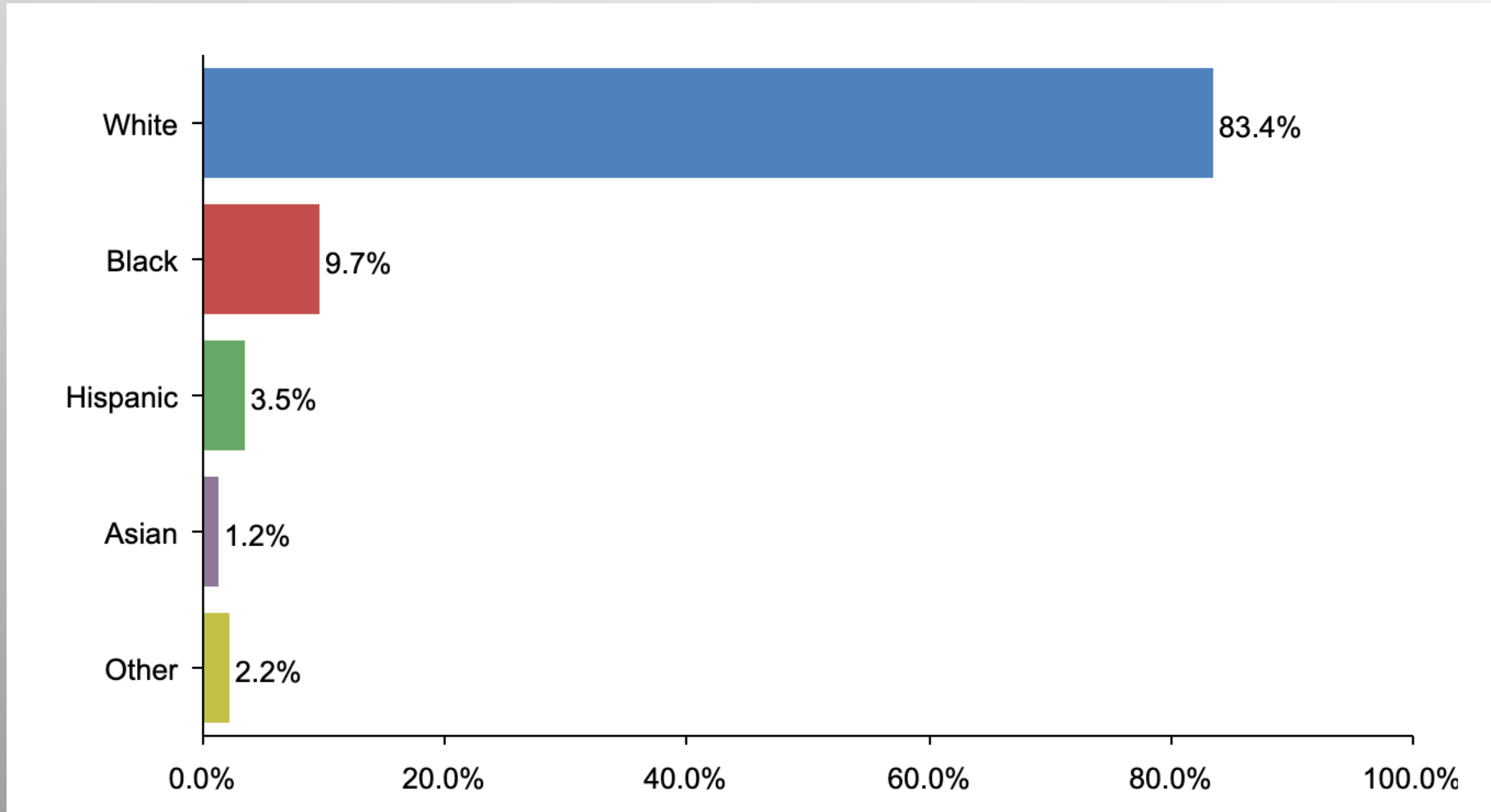
Party Participation



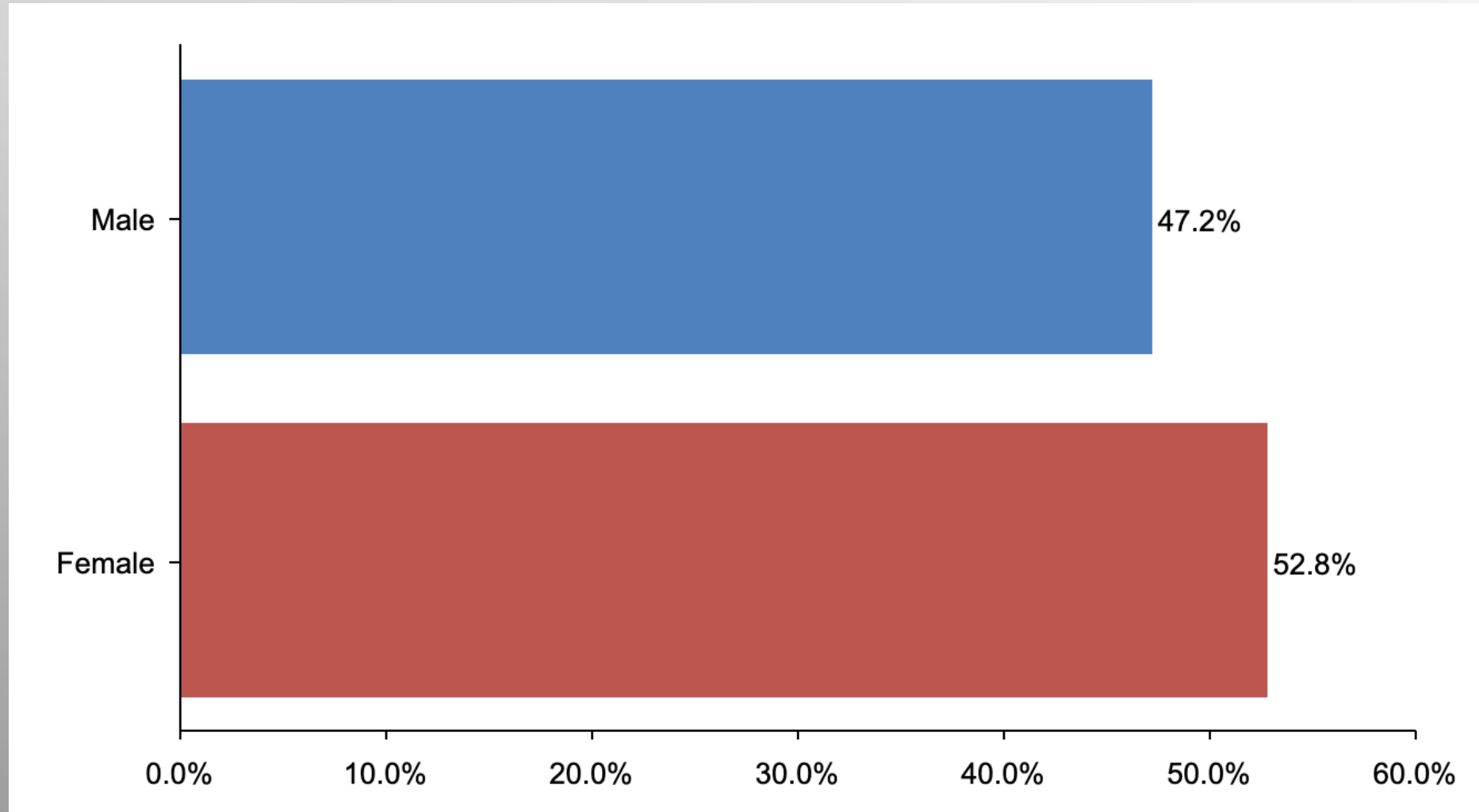
Age Participation



Ethnicity Participation



Gender Participation



AgeGender Crosstabs

AgeGender Crosstabs

1. If the election for US Senate were held today, for whom would you vote?

	Age						Gender		
	Total	18-24	25-34	35-44	45-64	65+	Total	Female	Male
John Fetterman (D) Column %	47.2%	42.9%	63.1%	48.4%	39.2%	48.7%	47.2%	51.2%	42.8%
Mehmet Oz (R) Column %	44.8%	52.4%	34.9%	38.7%	53.8%	40.2%	44.8%	40.0%	50.1%
Erik Gerhardt (L) Column %	3.4%	2.0%	1.6%	7.3%	2.6%	3.7%	3.4%	3.5%	3.3%
Other Column %	0.5%	0.0%	0.0%	1.1%	0.3%	0.8%	0.5%	0.4%	0.6%
Undecided Column %	4.1%	2.7%	0.4%	4.5%	4.0%	6.6%	4.1%	4.9%	3.2%

AgeGender Crosstabs

2. If the election for Governor were held today, for whom would you vote?

	Age						Gender		
	Total	18-24	25-34	35-44	45-64	65+	Total	Female	Male
Josh Shapiro (D)									
Column %	52.8%	53.6%	69.6%	56.8%	42.8%	55.0%	52.8%	57.0%	48.4%
Doug Mastriano (R)									
Column %	43.5%	46.4%	30.4%	39.0%	54.0%	38.7%	43.5%	39.1%	48.1%
Matt Hackenburg (L)									
Column %	1.3%	0.0%	0.0%	3.0%	1.4%	1.1%	1.3%	1.2%	1.5%
Other									
Column %	0.4%	0.0%	0.0%	0.0%	0.4%	0.9%	0.4%	0.8%	0.0%
Undecided									
Column %	2.0%	0.0%	0.0%	1.3%	1.4%	4.3%	2.0%	1.9%	2.0%

EthnicityParty Crosstabs

EthnicityParty Crosstabs

1. If the election for US Senate were held today, for whom would you vote?

	Party				Ethnicity					
	Total	Democrat	No Party/Other	Republican	Total	Asian	Black	Hispanic	Other	White
John Fetterman (D) Column %	47.2%	79.1%	41.7%	15.6%	47.2%	45.4%	53.4%	30.0%	67.6%	46.7%
Mehmet Oz (R) Column %	44.8%	14.3%	49.1%	75.5%	44.8%	45.0%	32.1%	50.8%	27.2%	46.5%
Erik Gerhardt (L) Column %	3.4%	1.8%	3.6%	5.0%	3.4%	0.0%	8.0%	7.2%	1.8%	2.8%
Other Column %	0.5%	0.0%	1.3%	0.7%	0.5%	0.0%	0.0%	0.0%	0.0%	0.6%
Undecided Column %	4.1%	4.8%	4.4%	3.2%	4.1%	9.6%	6.5%	12.0%	3.4%	3.4%

2. If the election for Governor were held today, for whom would you vote?

	Party				Ethnicity					
	Total	Democrat	No Party/Other	Republican	Total	Asian	Black	Hispanic	Other	White
Josh Shapiro (D) Column %	52.8%	84.6%	45.4%	22.2%	52.8%	53.8%	65.3%	61.6%	69.5%	50.7%
Doug Mastriano (R) Column %	43.5%	13.3%	48.4%	73.8%	43.5%	46.2%	34.7%	31.9%	28.5%	45.2%
Matt Hackenburg (L) Column %	1.3%	0.4%	4.2%	0.8%	1.3%	0.0%	0.0%	0.0%	2.1%	1.5%
Other Column %	0.4%	0.7%	0.0%	0.3%	0.4%	0.0%	0.0%	0.0%	0.0%	0.5%
Undecided Column %	2.0%	1.0%	2.0%	2.9%	2.0%	0.0%	0.0%	6.5%	0.0%	2.1%

Region Crosstabs

Region Crosstabs

1. If the election for US Senate were held today, for whom would you vote?

	DMA										
	Total	ELMIRA (CORNING)	ERIE	HARRISBURG- LEB-YORK	JOHNSTOWN- ALTOONA- ST COLGE	NEW YORK	PHILADEL PHIA	PITTSBUR GH	WASHING TON, DC (HAGRST WN)	WILKES BARRE- SCRANTON- HZTN	YOUNGST OWN
John Fetterman (D) Column %	47.2%	100.0%	47.8%	39.6%	20.6%	100.0%	48.2%	56.5%	52.0%	41.4%	100.0%
Mehmet Oz (R) Column %	44.8%	0.0%	40.4%	48.8%	75.0%	0.0%	43.2%	36.8%	48.0%	53.3%	0.0%
Erik Gerhardt (L) Column %	3.4%	0.0%	8.6%	6.8%	0.0%	0.0%	4.1%	1.2%	0.0%	1.2%	0.0%
Other Column %	0.5%	0.0%	0.0%	1.4%	0.0%	0.0%	0.0%	1.3%	0.0%	0.0%	0.0%
Undecided Column %	4.1%	0.0%	3.2%	3.4%	4.4%	0.0%	4.5%	4.2%	0.0%	4.1%	0.0%

Region Crosstabs

2. If the election for Governor were held today, for whom would you vote?

	DMA										
	Total	ELMIRA (CORNING)	ERIE	HARRISBURG- LEB-YORK	JOHNSTOWN- ALTOONA- ST COLGE	NEW YORK	PHILADEL PHIA	PITTSBUR GH	WASHING TON, DC (HAGRST WN)	WILKES BARRE- SCRANTON- HZTN	YOUNGST OWN
Josh Shapiro (D) Column %	52.8%	100.0%	67.1%	45.5%	21.9%	100.0%	57.7%	58.9%	52.0%	41.9%	100.0%
Doug Mastriano (R) Column %	43.5%	0.0%	32.9%	52.9%	64.9%	0.0%	40.0%	37.0%	48.0%	51.5%	0.0%
Matt Hackenburg (L) Column %	1.3%	0.0%	0.0%	0.1%	5.9%	0.0%	0.7%	1.6%	0.0%	2.6%	0.0%
Other Column %	0.4%	0.0%	0.0%	0.0%	0.0%	0.0%	0.0%	1.1%	0.0%	1.4%	0.0%
Undecided Column %	2.0%	0.0%	0.0%	1.5%	7.3%	0.0%	1.6%	1.5%	0.0%	2.7%	0.0%