





## The Lesson of Trafalgar:

*Superior strategy, innovative tactics, and bold leadership can prevail even over larger numbers and greater resources.*

info@trf-grp.com  
thetrafalgargroup.org

 The Trafalgar Group  
 @trafalgar\_group

# Nationwide Issues Survey

October 2022

Partnered with:



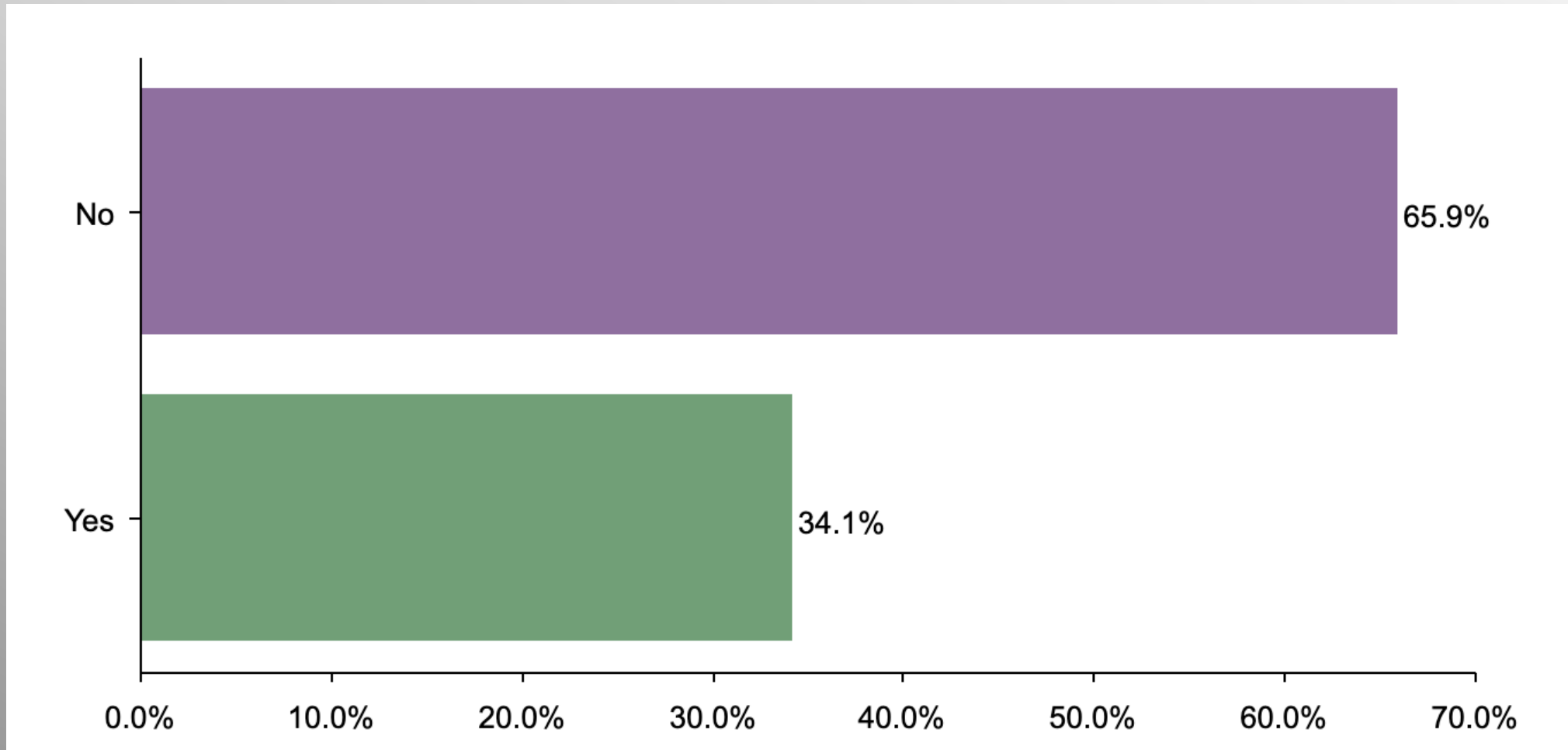
# Nationwide Survey

- **Conducted 10/25/22 - 10/30/22**
- **1080 Respondents**
- **Likely General Election Voters**
- **Response Rate: 1.08%**
- **Margin of Error: 2.9%**
- **Confidence: 95%**
- **Response Distribution: 50%**
- **Methodology: [TheTrafalgarGroup.org/Polling-Methodology](https://TheTrafalgarGroup.org/Polling-Methodology)**



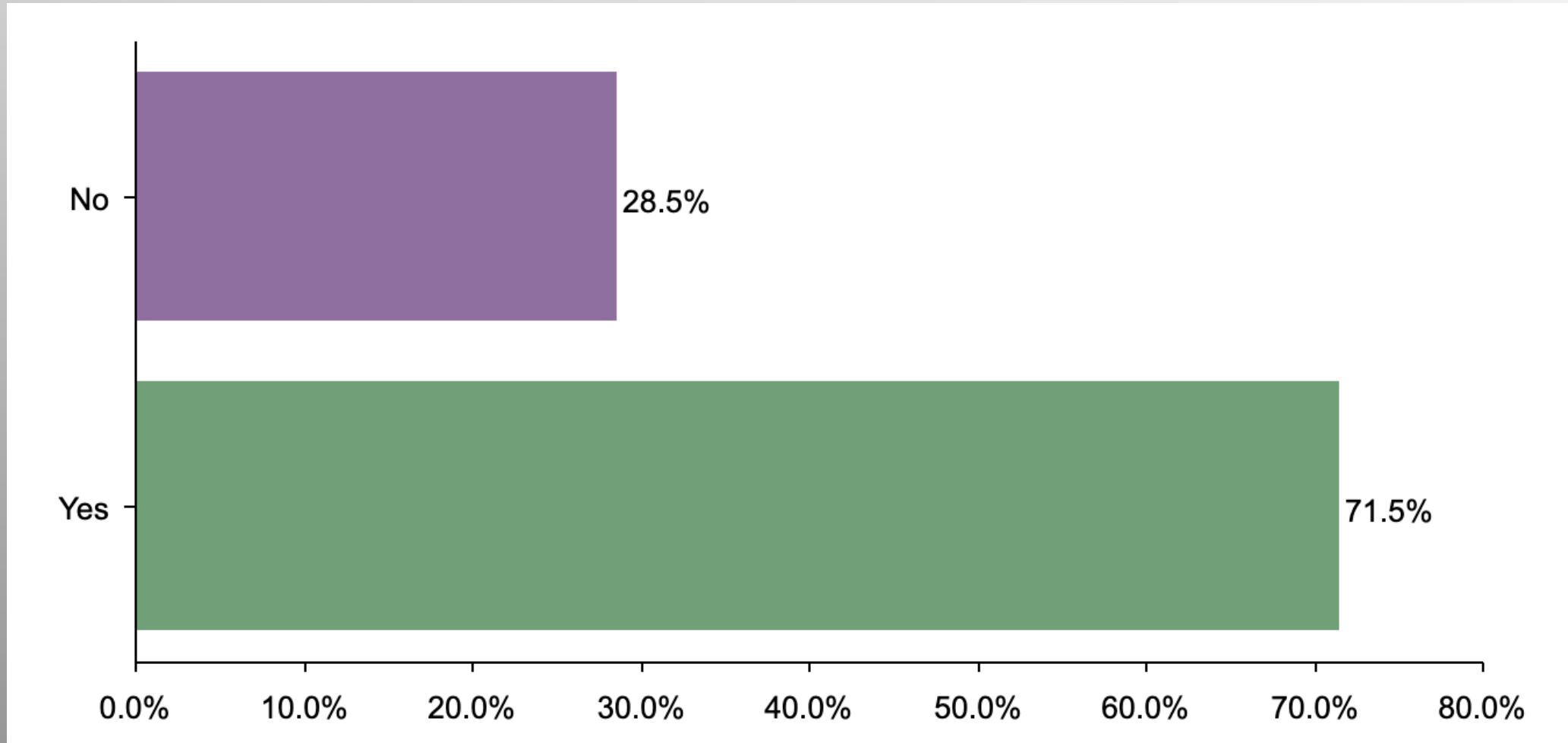
# Democrat Case for Support

*Do you believe President Biden and Democrat leadership have made a strong enough case as to why Democrat candidates should earn voters' support in the 2022 elections?*



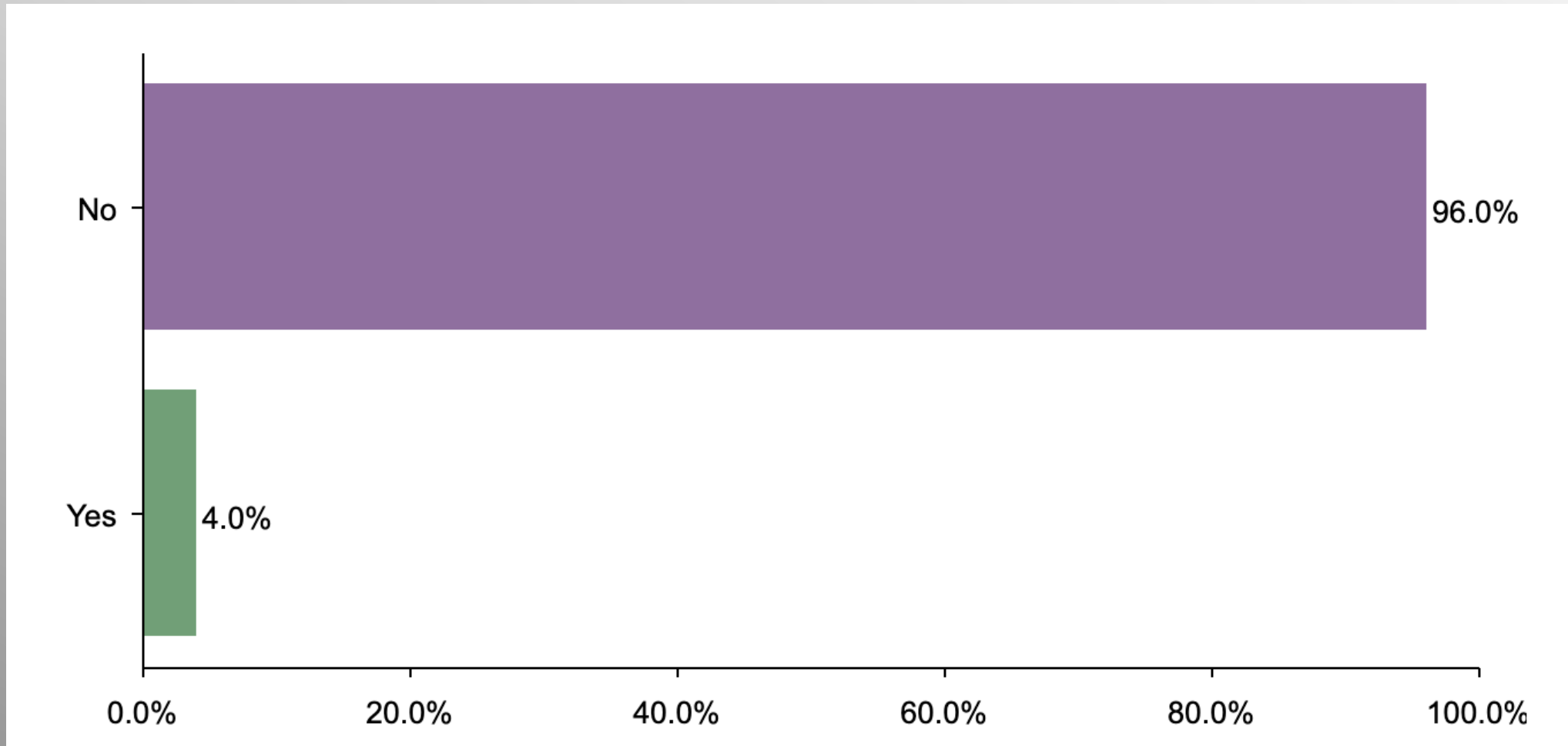
# Democrat Case for Support (Democrat)

*Do you believe President Biden and Democrat leadership have made a strong enough case as to why Democrat candidates should earn voters' support in the 2022 elections?*



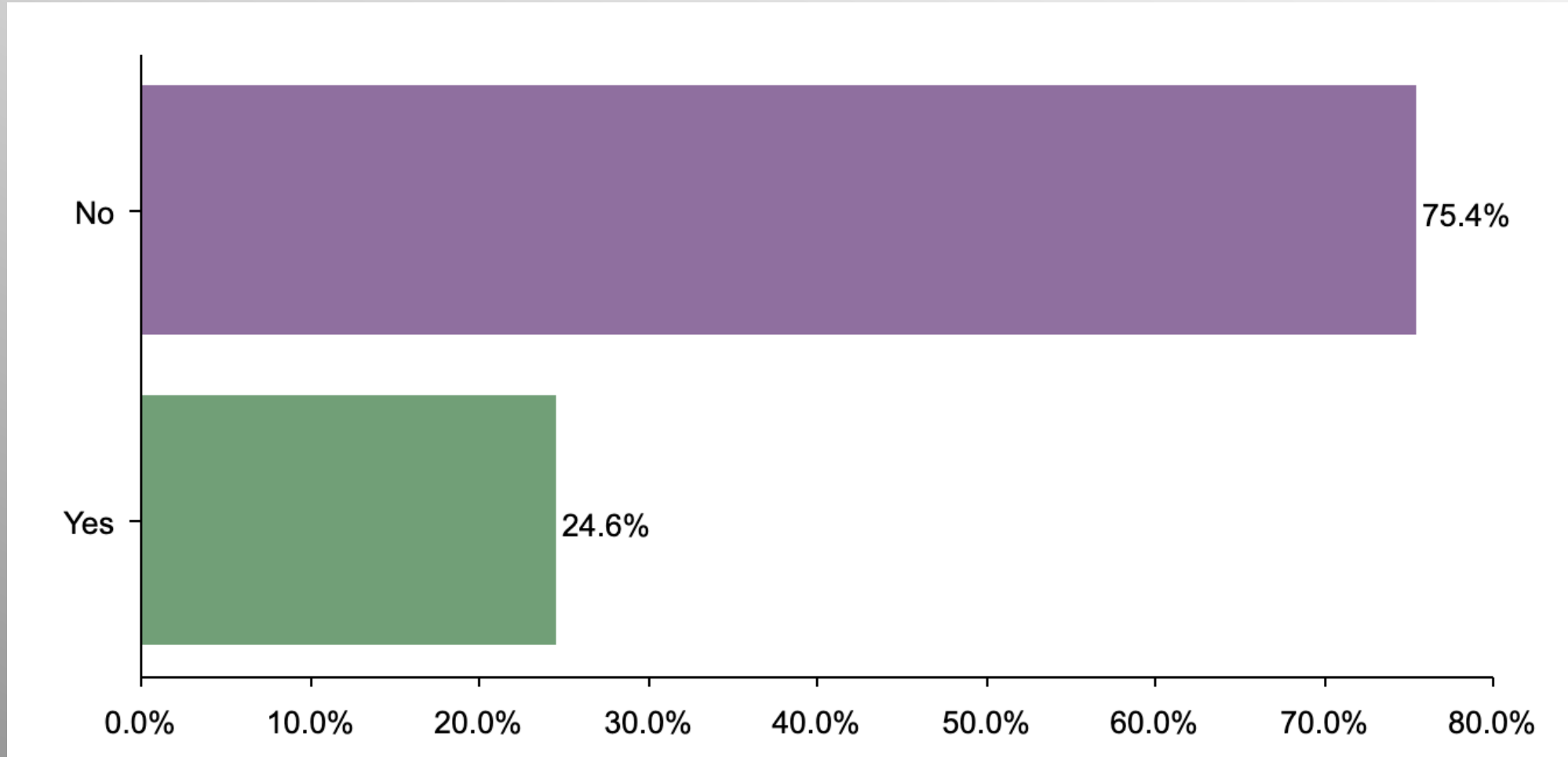
# Democrat Case for Support (GOP)

*Do you believe President Biden and Democrat leadership have made a strong enough case as to why Democrat candidates should earn voters' support in the 2022 elections?*



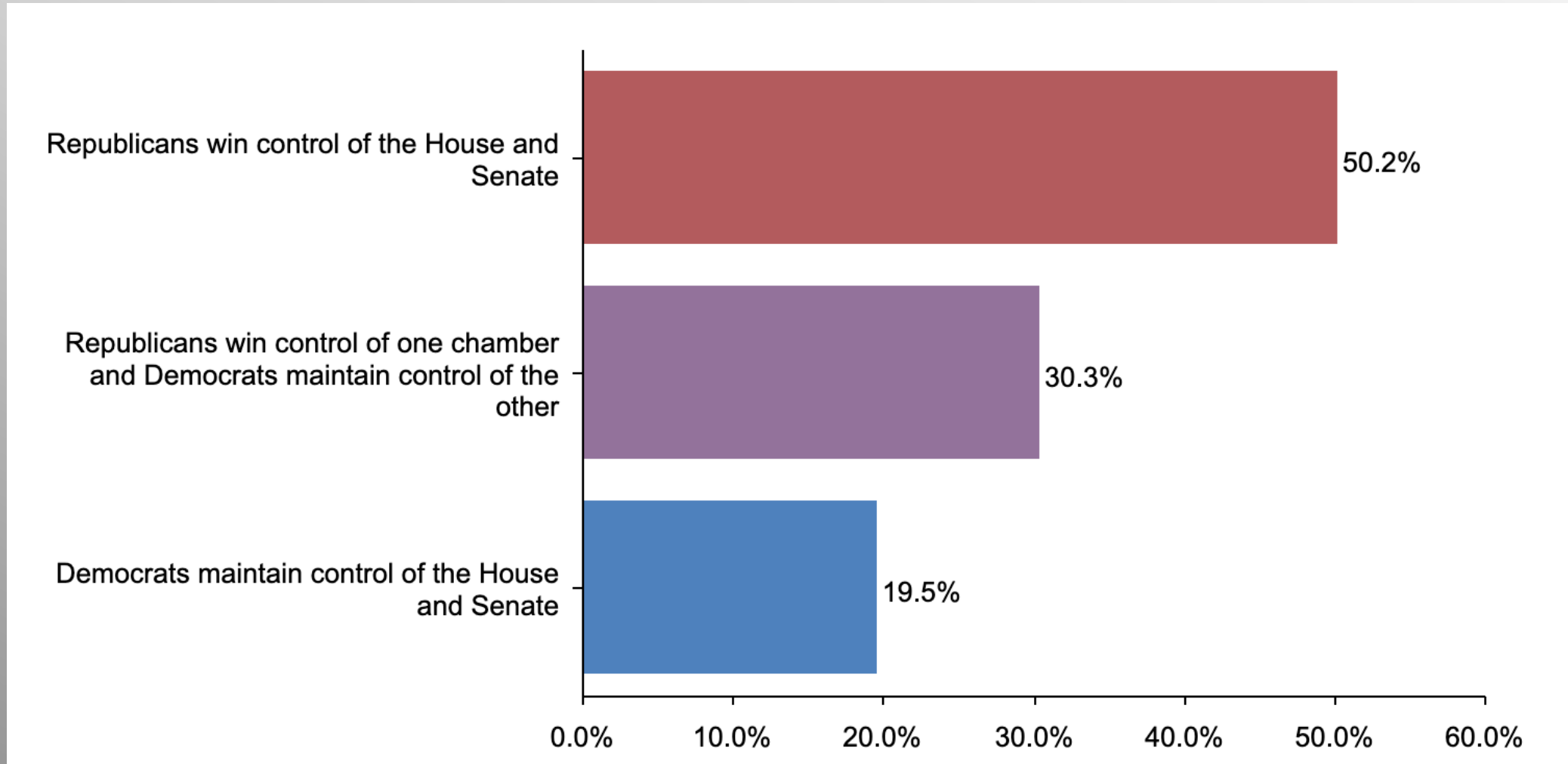
# Democrat Case for Support (No Party/Other)

*Do you believe President Biden and Democrat leadership have made a strong enough case as to why Democrat candidates should earn voters' support in the 2022 elections?*



# 2022 Outcome

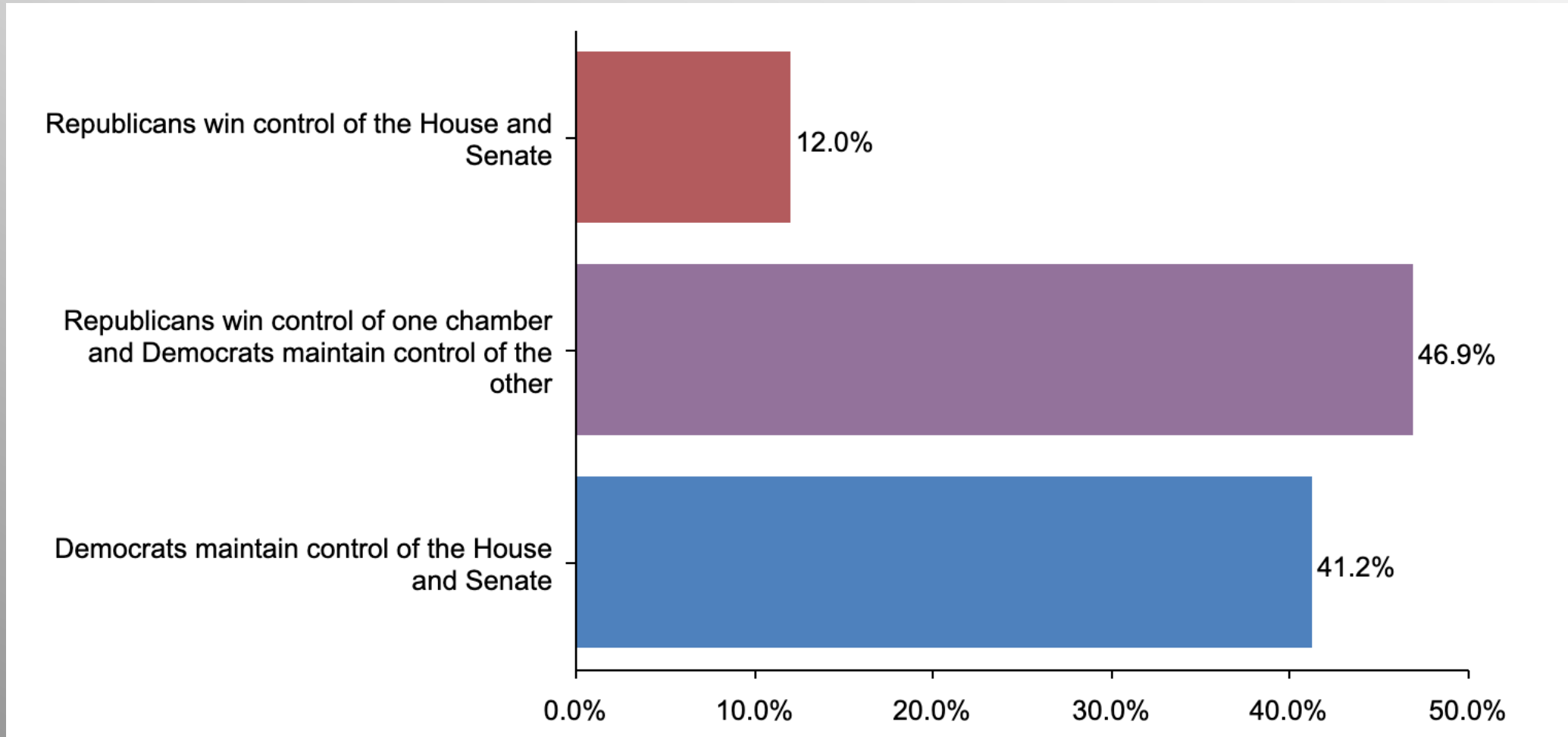
*What do you believe the outcome of the 2022 federal midterm elections will be?*





# 2022 Outcome (Democrat)

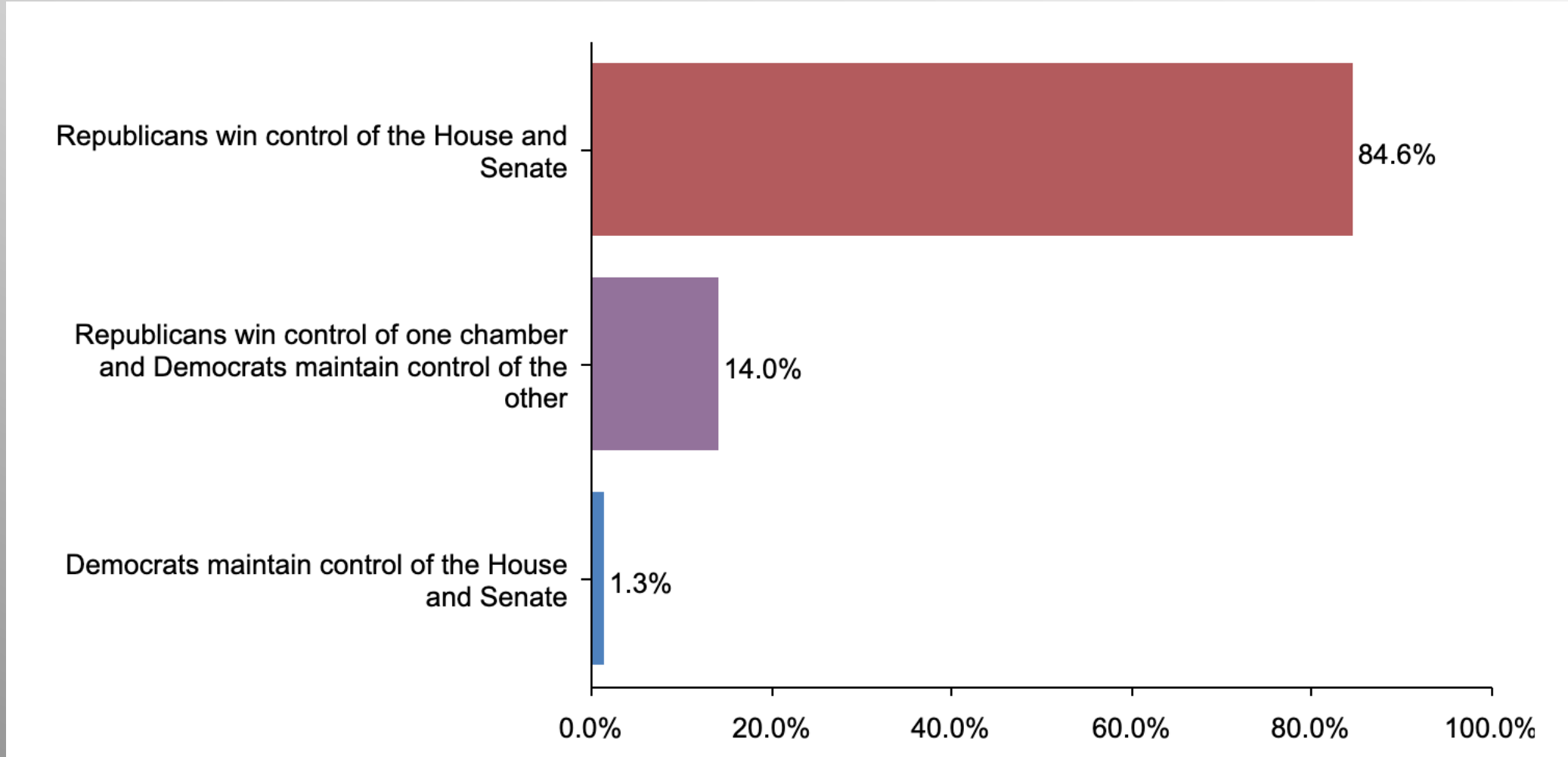
What do you believe the outcome of the 2022 federal midterm elections will be?





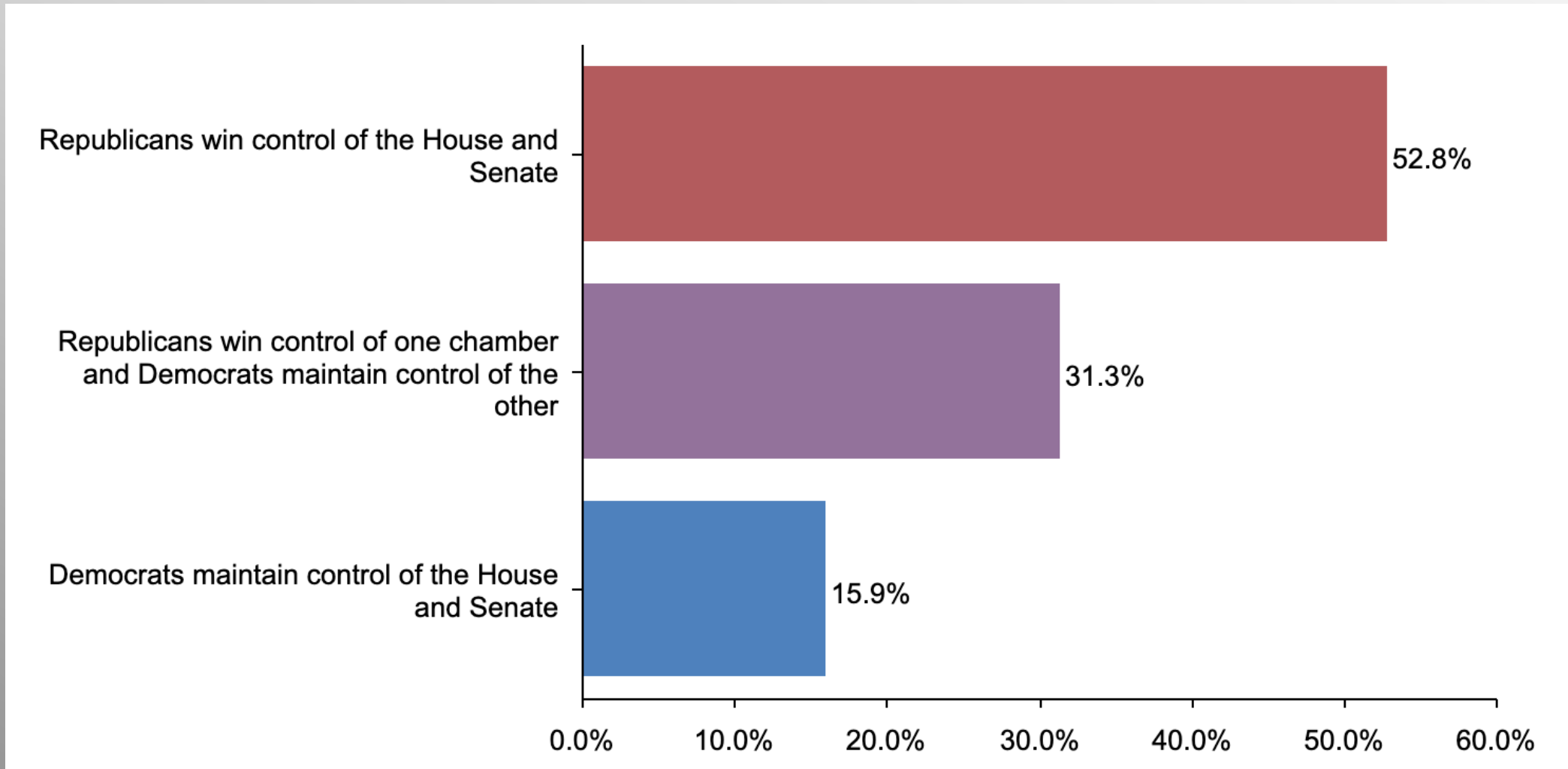
# 2022 Outcome (GOP)

What do you believe the outcome of the 2022 federal midterm elections will be?

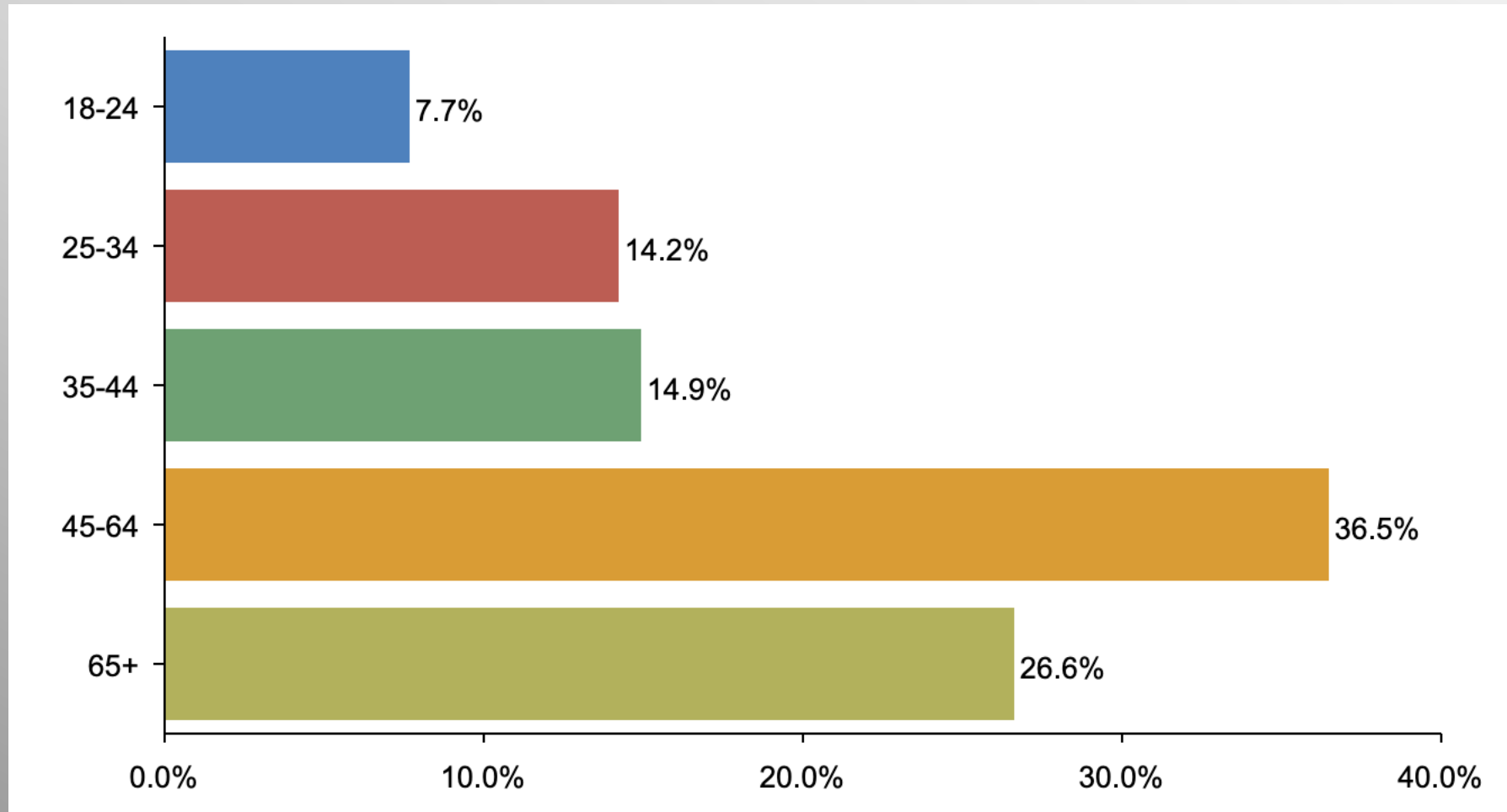


# 2022 Outcome (No Party/Other)

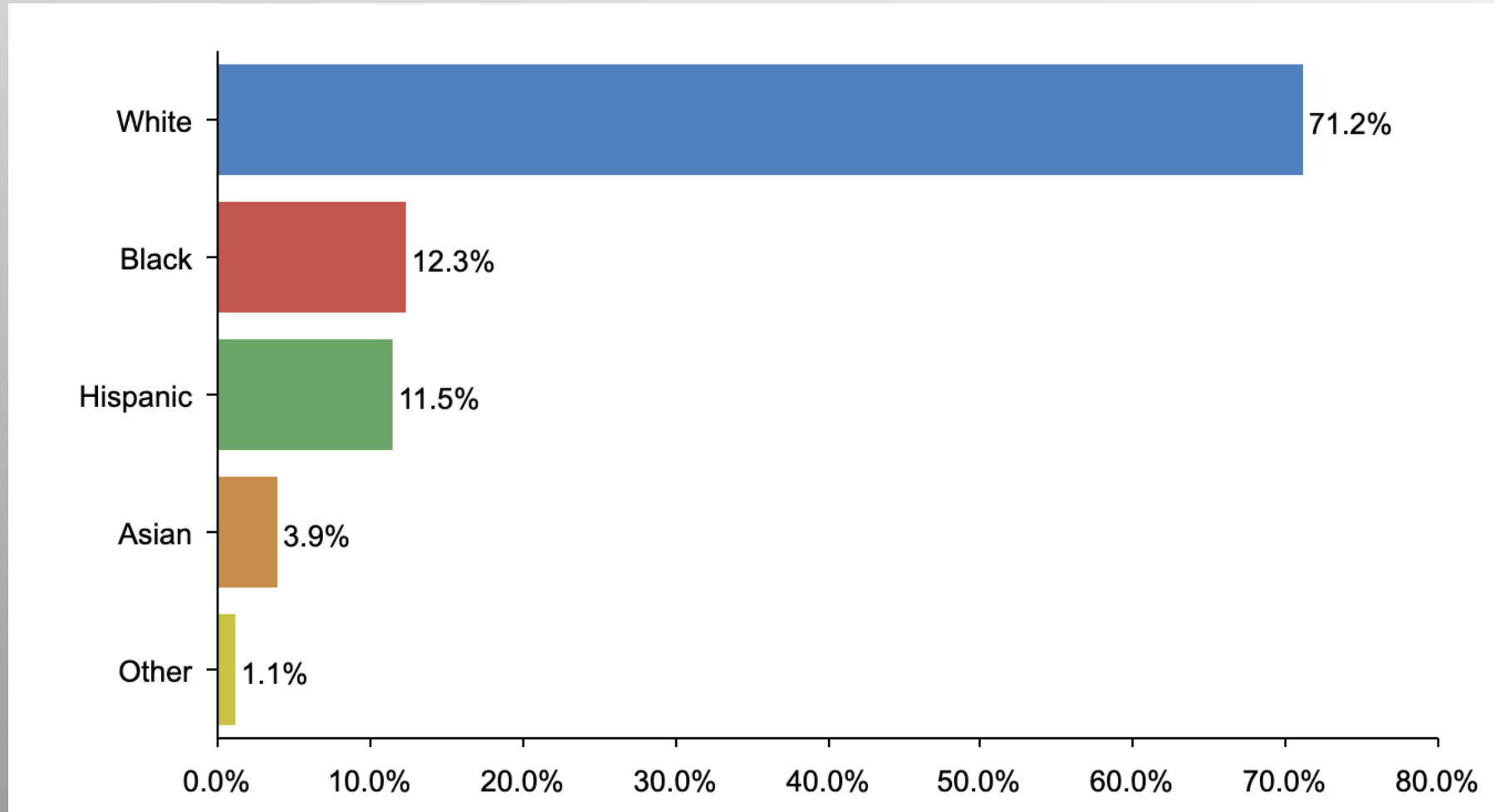
What do you believe the outcome of the 2022 federal midterm elections will be?



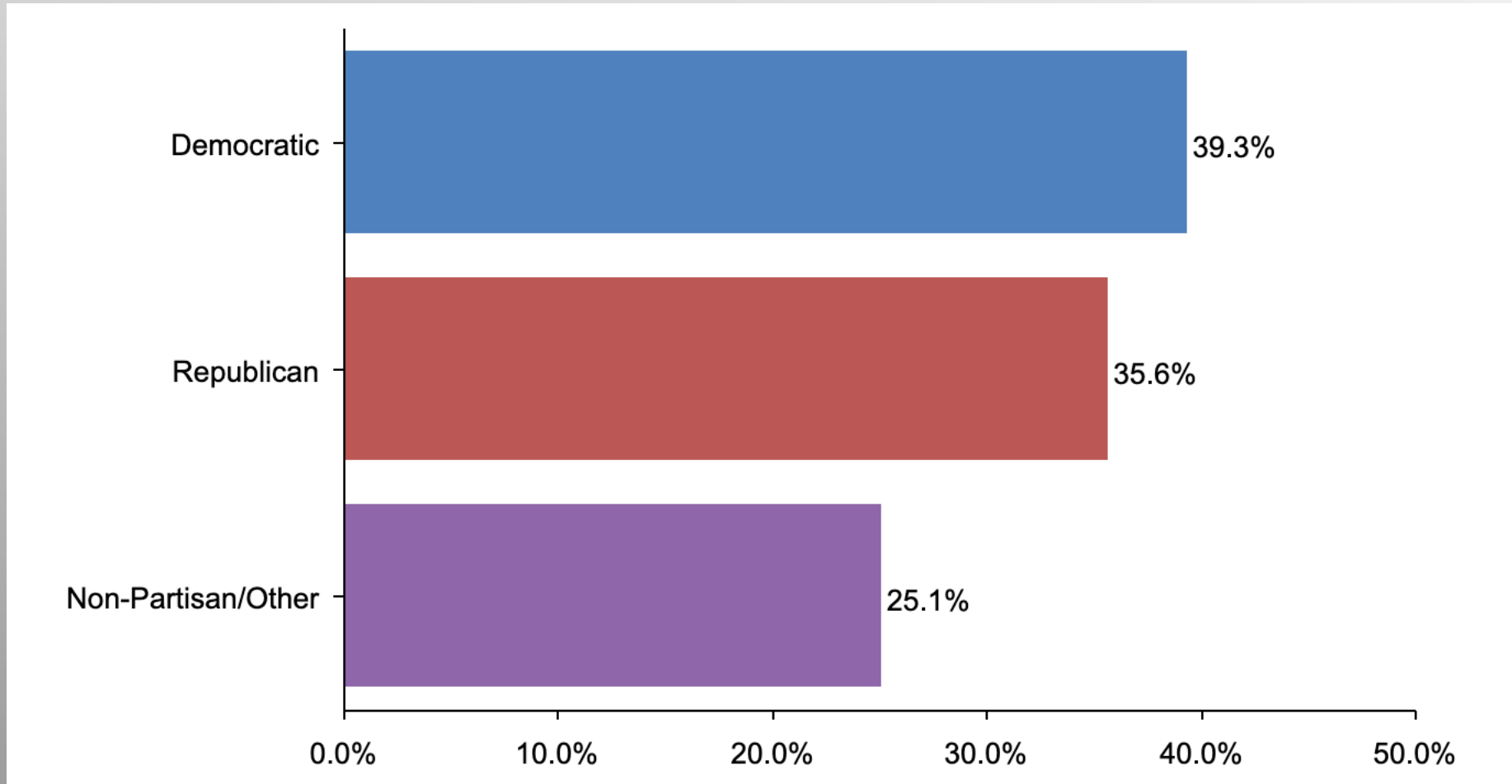
# Age Participation



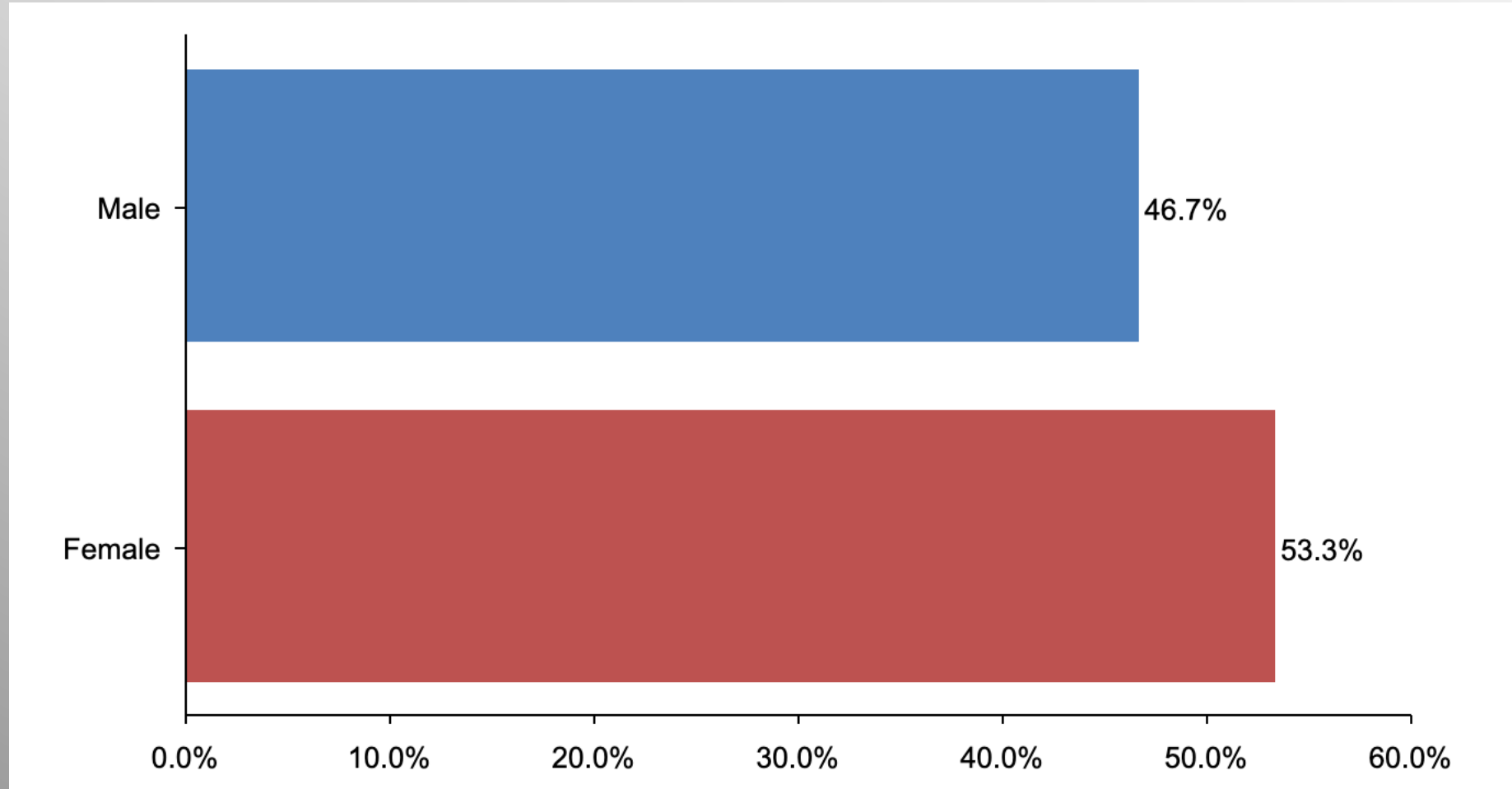
# Ethnicity Participation



# Party Participation



# Gender Participation



Party Crosstabs

Do you believe President Biden and Democrat leadership have made a strong enough case as to why Democrat candidates should earn voters' support in the 2022 elections?

		Party			
		Total	Democrat	No Party/Other	Republican
<b>Yes</b>	Column %	34.1%	<b>71.5%</b>	<b>24.6%</b>	<b>4.0%</b>
<b>No</b>	Column %	65.9%	<b>28.5%</b>	<b>75.4%</b>	<b>96.0%</b>



Party Crosstabs

What do you believe the outcome of the 2022 federal midterm elections will be?

	Party			
	Total	Democrat	No Party/Other	Republican
<b>Democrats maintain control of the House and Senate</b> Column %	19.5%	<b>41.2%</b>	<b>15.9%</b>	<b>1.3%</b>
<b>Republicans win control of one chamber and Democrats maintain control of the other</b> Column %	30.3%	<b>46.9%</b>	<b>31.3%</b>	<b>14.0%</b>
<b>Republicans win control of the House and Senate</b> Column %	50.2%	<b>12.0%</b>	<b>52.8%</b>	<b>84.6%</b>

AgeGender Crosstabs

Do you believe President Biden and Democrat leadership have made a strong enough case as to why Democrat candidates should earn voters' support in the 2022 elections?

		Age Group					Gender			
		Total	18-24	25-34	35-44	45-64	65+	Total	Female	Male
<b>Yes</b>	Column %	34.1%	<b>20.9%</b>	<b>51.5%</b>	<b>24.3%</b>	<b>31.3%</b>	<b>40.4%</b>	34.1%	<b>38.3%</b>	<b>29.4%</b>
<b>No</b>	Column %	65.9%	<b>79.1%</b>	<b>48.5%</b>	<b>75.7%</b>	<b>68.7%</b>	<b>59.6%</b>	65.9%	<b>61.7%</b>	<b>70.6%</b>

AgeGender Crosstabs

What do you believe the outcome of the 2022 federal midterm elections will be?

	Age Group						Gender		
	Total	18-24	25-34	35-44	45-64	65+	Total	Female	Male
<b>Democrats maintain control of the House and Senate</b> Column %	19.5%	18.4%	19.6%	17.8%	<b>16.7%</b>	<b>24.8%</b>	19.5%	<b>25.9%</b>	<b>12.6%</b>
<b>Republicans win control of one chamber and Democrats maintain control of the other</b> Column %	30.3%	35.9%	33.1%	36.4%	26.2%	32.7%	30.3%	27.5%	33.4%
<b>Republicans win control of the House and Senate</b> Column %	50.2%	45.7%	47.3%	45.8%	<b>57.1%</b>	<b>42.5%</b>	50.2%	46.6%	54.0%

Ethnicity Crosstabs

Do you believe President Biden and Democrat leadership have made a strong enough case as to why Democrat candidates should earn voters' support in the 2022 elections?

		Ethnicity					
		Total	Asian	Black	Hispanic	Other	White
<b>Yes</b>	Column %	34.1%	<b>43.8%</b>	<b>47.4%</b>	<b>21.7%</b>	25.7%	<b>33.5%</b>
<b>No</b>	Column %	65.9%	<b>56.2%</b>	<b>52.6%</b>	<b>78.3%</b>	74.3%	<b>66.5%</b>

Ethnicity Crosstabs

What do you believe the outcome of the 2022 federal midterm elections will be?

		Ethnicity					
		Total	Asian	Black	Hispanic	Other	White
<b>Democrats maintain control of the House and Senate</b>	Column %	19.5%	13.4%	<b>34.5%</b>	<b>12.5%</b>	11.6%	<b>18.6%</b>
<b>Republicans win control of one chamber and Democrats maintain control of the other</b>	Column %	30.3%	<b>40.2%</b>	<b>34.5%</b>	<b>9.2%</b>	24.5%	<b>32.8%</b>
<b>Republicans win control of the House and Senate</b>	Column %	50.2%	<b>46.4%</b>	<b>30.9%</b>	<b>78.3%</b>	63.8%	<b>48.6%</b>