



The Lesson of Trafalgar:

Superior strategy, innovative tactics, and bold leadership can prevail even over larger numbers and greater resources.

info@trf-grp.com

thetrafalgargroup.org

 The Trafalgar Group

 @trafalgar_group

Nationwide Issues Survey

December 2022

Partnered with:



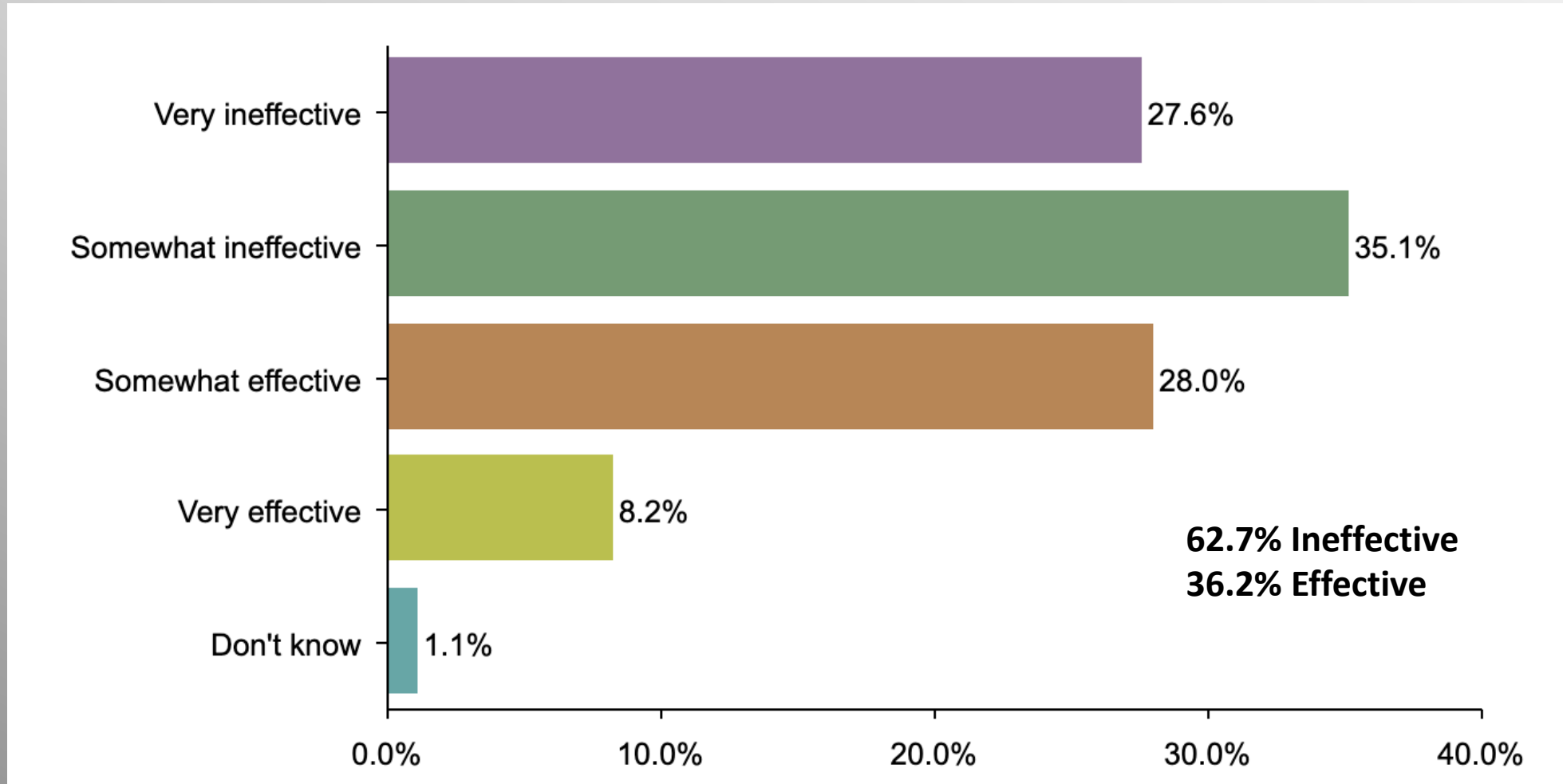
Nationwide Survey

- **Conducted 12/17/22 - 12/21/22**
- **1078 Respondents**
- **GOP Voters** (*sample was taken from registered GOP or GOP primary voters; survey takers were also screened for party preference*)
- **Response Rate: 1.03%**
- **Margin of Error: 2.9%**
- **Confidence: 95%**
- **Response Distribution: 50%**
- **Methodology: TheTrafalgarGroup.org/Polling-Methodology**



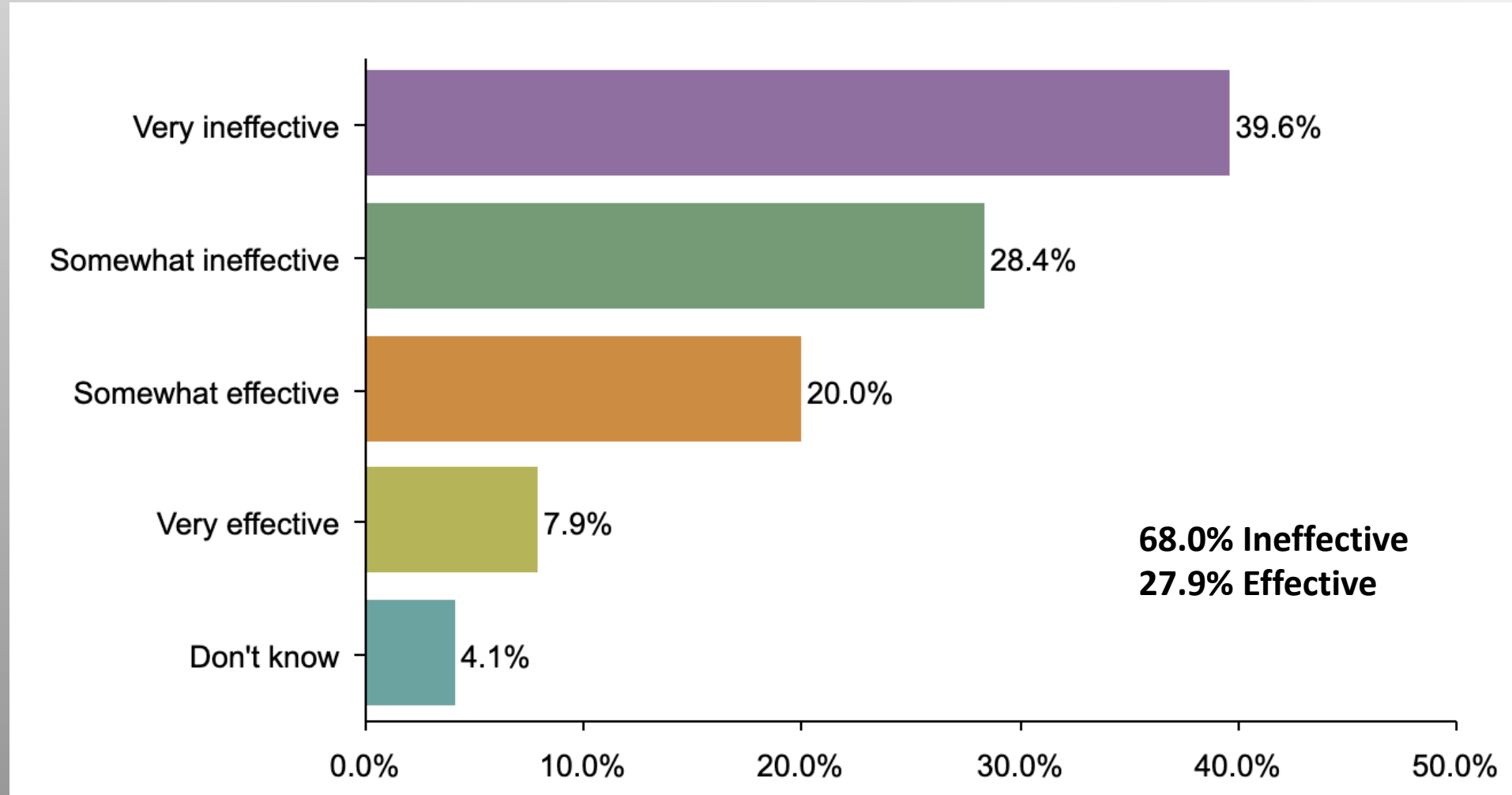
GOP/Congressional Leadership Effectiveness

What is your opinion of the Republican Party and its congressional leadership's effectiveness in getting Republicans elected in 2022?



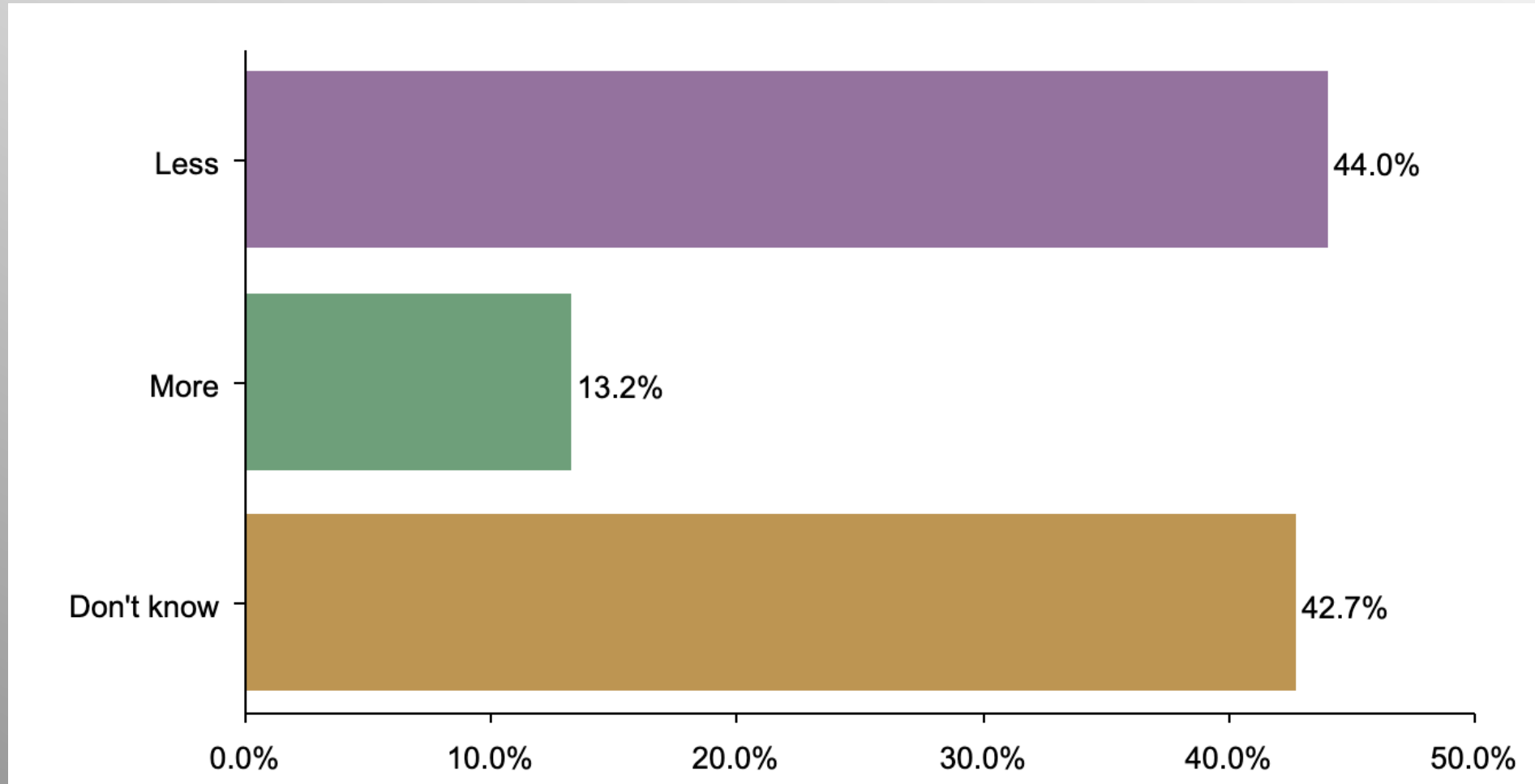
RNC Effectiveness

What is your opinion of specifically the Republican National Committee's effectiveness in getting Republicans elected in 2022?



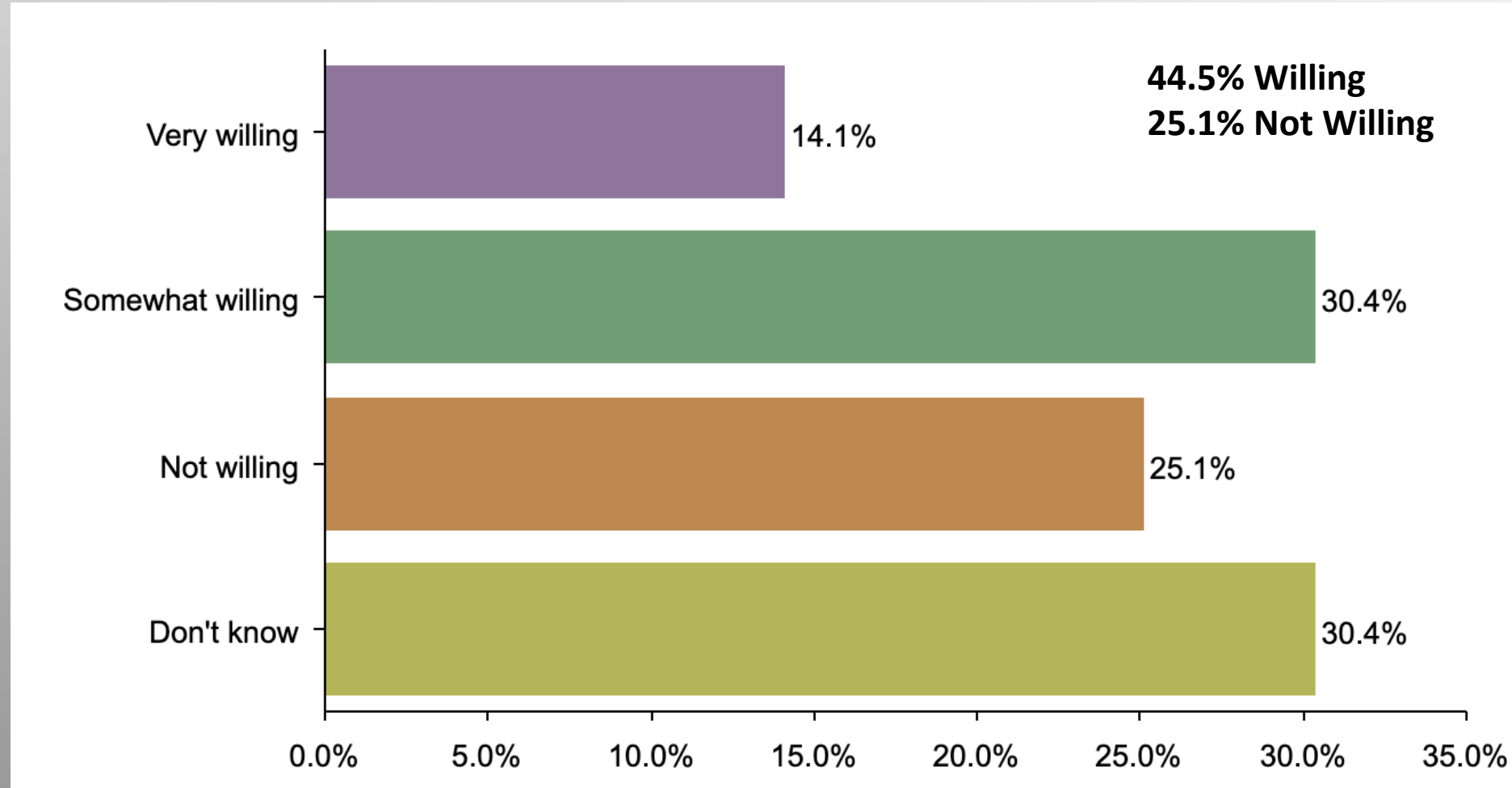
Willingness to Donate to GOP

After 2022, are you more or less willing to donate money to the Republican Party and Republican candidates?



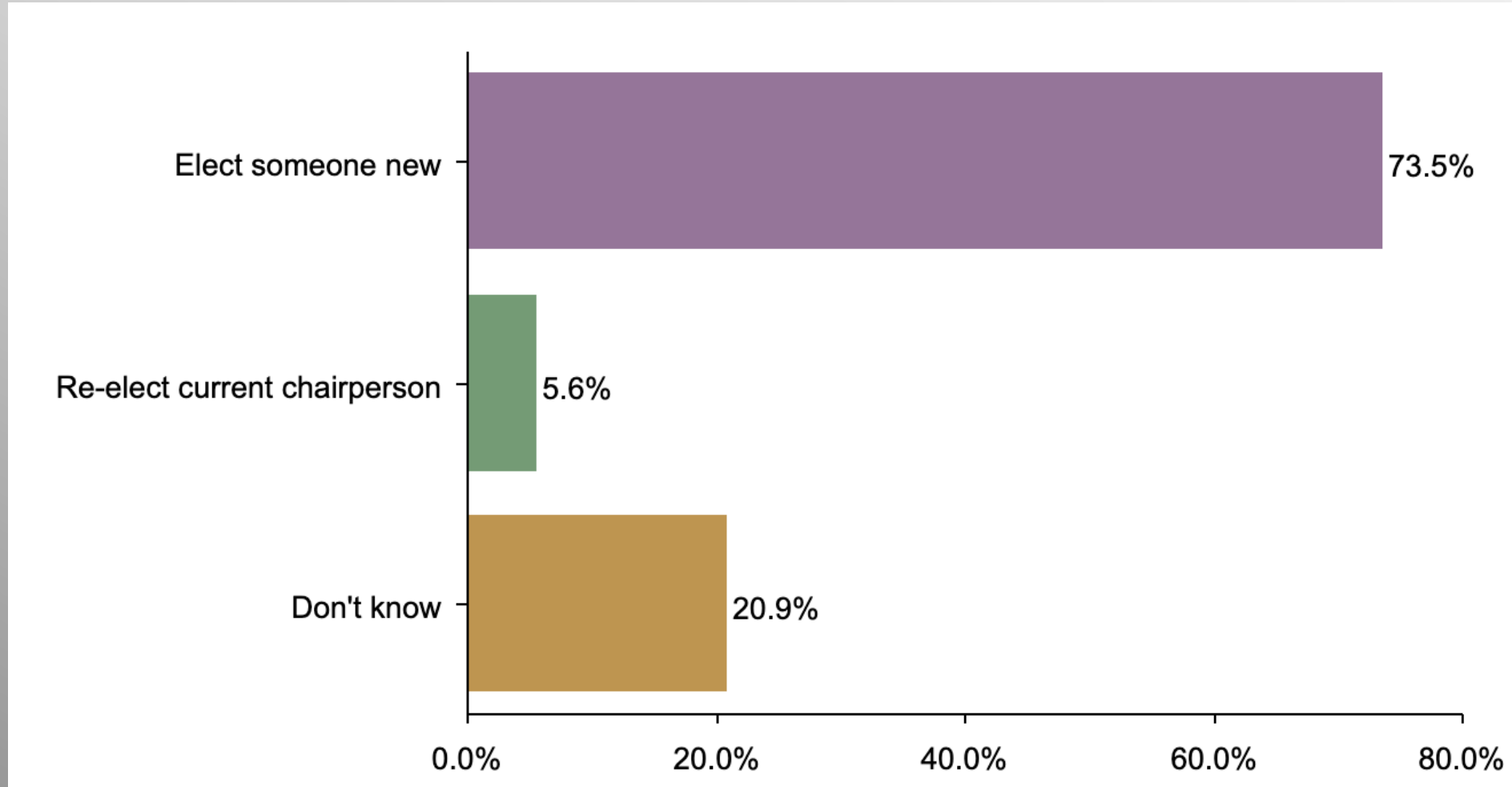
Willingness to Donate to Conservative Orgs

Would you be willing to donate money to a conservative organization, instead of the Republican Party, that is effective in grassroots organizing?

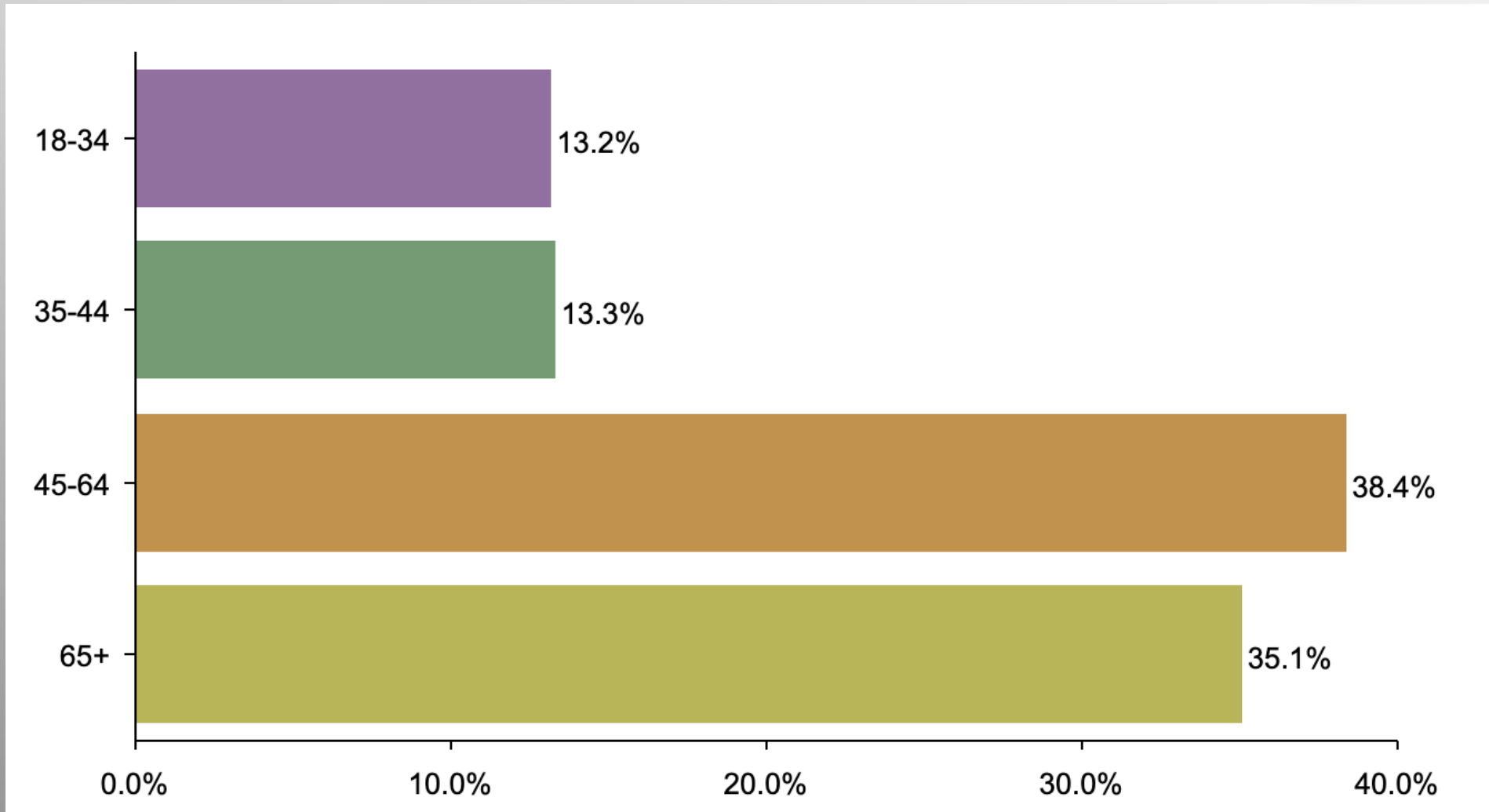


RNC Chair Election

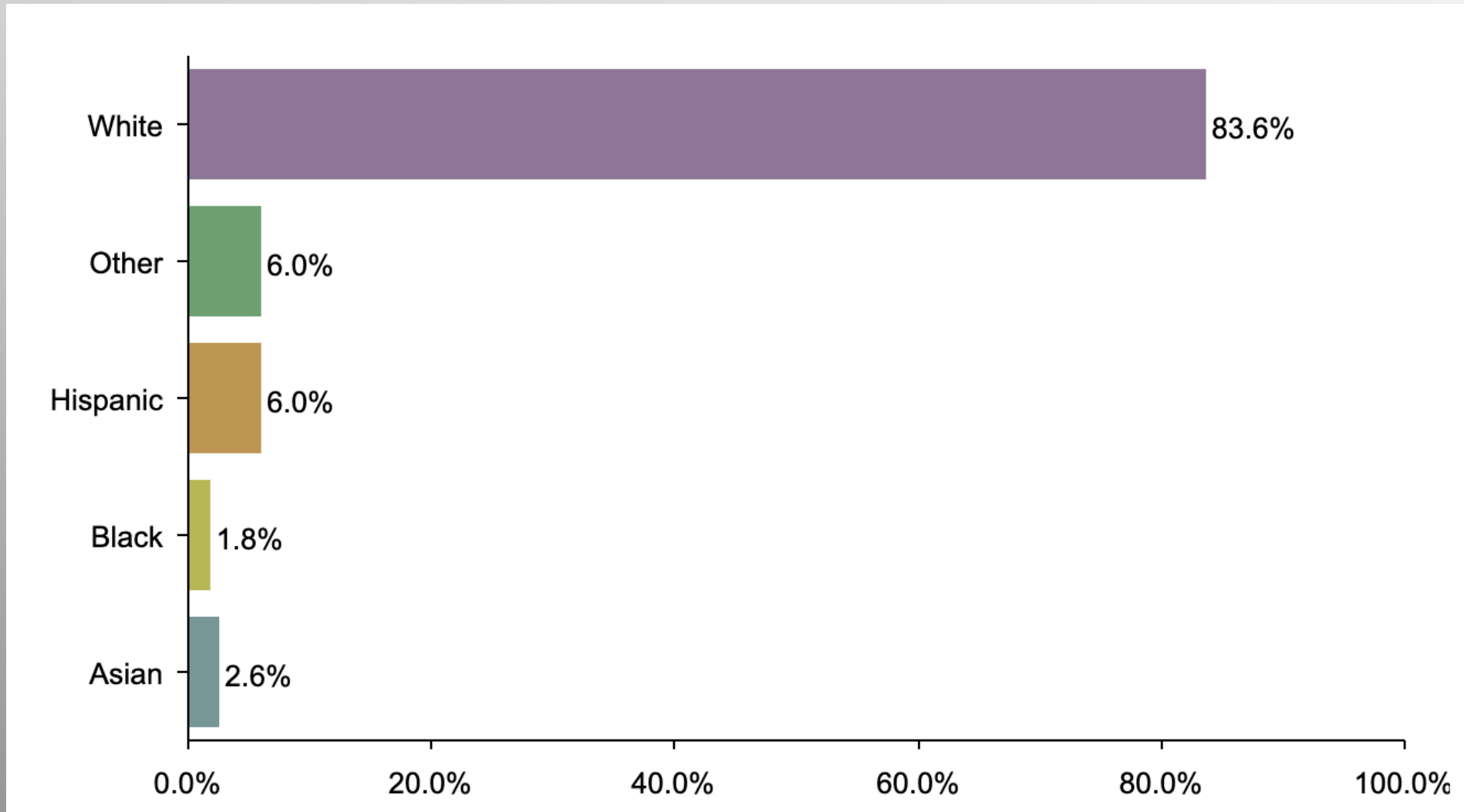
Do you think that the current Republican National Committee chairperson should be re-elected, or should the party look to new leadership?



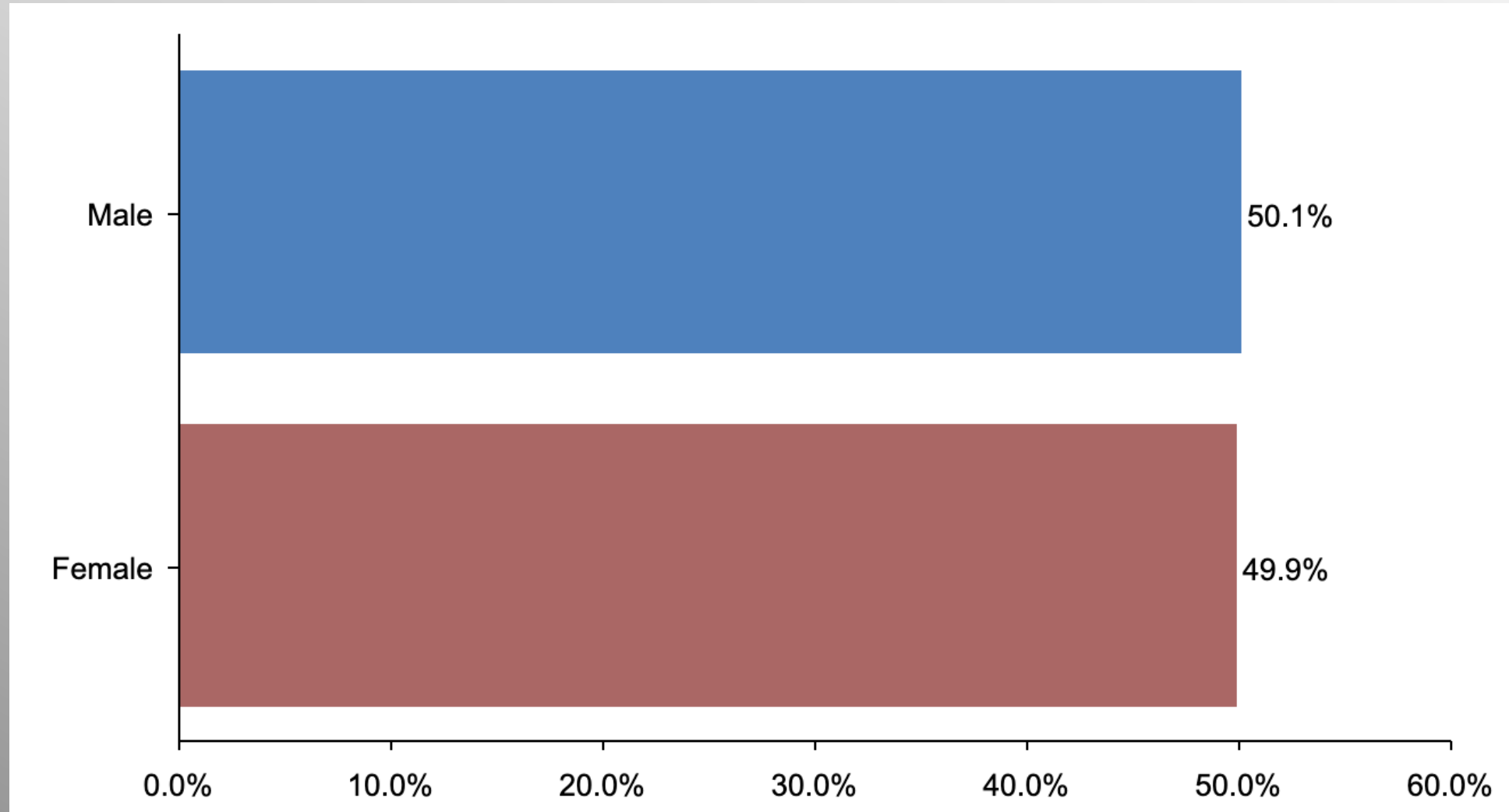
Age Participation (GOP)



Ethnicity Participation (GOP)



Gender Participation (GOP)



1. What is your opinion of the Republican Party and its congressional leadership's effectiveness in getting Republicans elected in 2022?

	Age					Gender			Ethnicity					
	Total	18-34	35-44	45-64	65+	Total	Female	Male	Total	Asian	Black	Hispanic	Other	White
Very effective Column %	8.2%	15.3%	6.5%	7.8%	6.4%	8.2%	11.3%	5.2%	8.2%	28.6%	0.0%	17.2%	6.1%	7.2%
Somewhat effective Column %	28.0%	10.4%	38.0%	29.0%	30.5%	28.0%	34.2%	22.2%	28.0%	28.1%	52.0%	21.7%	16.7%	28.8%
Somewhat ineffective Column %	35.1%	62.0%	28.1%	27.6%	35.1%	35.1%	33.7%	36.4%	35.1%	14.7%	0.0%	35.8%	14.3%	38.0%
Very ineffective Column %	27.6%	12.2%	27.4%	34.2%	26.5%	27.6%	19.1%	35.7%	27.6%	28.6%	48.0%	25.3%	62.9%	24.6%
Don't know Column %	1.1%	0.0%	0.0%	1.4%	1.5%	1.1%	1.8%	0.4%	1.1%	0.0%	0.0%	0.0%	0.0%	1.3%

2. What is your opinion of specifically the Republican National Committee's effectiveness in getting Republicans elected in 2022?

	Age					Gender			Ethnicity					
	Total	18-34	35-44	45-64	65+	Total	Female	Male	Total	Asian	Black	Hispanic	Other	White
Very effective Column %	7.9%	15.3%	13.5%	5.4%	5.9%	7.9%	11.6%	4.5%	7.9%	38.6%	0.0%	13.5%	6.3%	6.8%
Somewhat effective Column %	20.0%	0.0%	24.9%	22.5%	23.7%	20.0%	25.7%	14.6%	20.0%	18.2%	31.0%	3.6%	8.6%	21.9%
Somewhat ineffective Column %	28.4%	36.2%	28.3%	24.1%	29.9%	28.4%	25.3%	31.4%	28.4%	0.0%	21.1%	46.5%	19.9%	28.9%
Very ineffective Column %	39.6%	38.0%	33.3%	43.7%	37.9%	39.6%	34.9%	44.0%	39.6%	43.3%	48.0%	31.8%	65.1%	37.9%
Don't know Column %	4.1%	10.4%	0.0%	4.3%	2.6%	4.1%	2.5%	5.5%	4.1%	0.0%	0.0%	4.5%	0.0%	4.6%

3. After 2022, are you more or less willing to donate money to the Republican Party and Republican candidates?

	Age					Gender			Ethnicity					
	Total	18-34	35-44	45-64	65+	Total	Female	Male	Total	Asian	Black	Hispanic	Other	White
More Column %	13.2%	25.8%	18.1%	13.0%	6.8%	13.2%	13.0%	13.4%	13.2%	28.6%	21.1%	4.7%	12.7%	13.2%
Less Column %	44.0%	42.9%	43.5%	43.0%	45.7%	44.0%	45.5%	42.6%	44.0%	61.4%	48.0%	43.8%	53.1%	42.7%
Don't know Column %	42.7%	31.3%	38.4%	44.0%	47.4%	42.7%	41.5%	44.0%	42.7%	10.0%	31.0%	51.5%	34.3%	44.1%

4. Would you be willing to donate money to a conservative organization, instead of the Republican Party, that is effective in grassroots organizing?

	Age					Gender			Ethnicity					
	Total	18-34	35-44	45-64	65+	Total	Female	Male	Total	Asian	Black	Hispanic	Other	White
Very willing Column %	14.1%	10.4%	26.3%	14.8%	11.5%	14.1%	11.0%	17.1%	14.1%	57.2%	0.0%	14.1%	16.2%	12.9%
Somewhat willing Column %	30.4%	27.5%	24.1%	35.8%	27.6%	30.4%	31.0%	29.7%	30.4%	0.0%	52.0%	50.8%	44.6%	28.3%
Not willing Column %	25.1%	30.7%	13.1%	26.0%	25.3%	25.1%	31.0%	19.7%	25.1%	0.0%	48.0%	5.6%	14.1%	27.7%
Don't know Column %	30.4%	31.3%	36.5%	23.4%	35.6%	30.4%	26.9%	33.6%	30.4%	42.8%	0.0%	29.5%	25.0%	31.2%

5. Do you think that the current Republican National Committee chairperson should be re-elected, or should the party look to new leadership?

	Age					Gender			Ethnicity					
	Total	18-34	35-44	45-64	65+	Total	Female	Male	Total	Asian	Black	Hispanic	Other	White
Re-elect current chairperson Column %	5.6%	10.4%	5.3%	3.8%	5.5%	5.6%	4.0%	7.0%	5.6%	0.0%	0.0%	5.6%	3.7%	6.0%
Elect someone new Column %	73.5%	63.8%	59.4%	76.5%	78.4%	73.5%	71.6%	75.4%	73.5%	100.0%	100.0%	56.4%	96.3%	71.5%
Don't know Column %	20.9%	25.8%	35.3%	19.7%	16.1%	20.9%	24.4%	17.7%	20.9%	0.0%	0.0%	38.0%	0.0%	22.4%