





The Lesson of Trafalgar:

Superior strategy, innovative tactics, and bold leadership can prevail even over larger numbers and greater resources.

Nationwide Issues Survey

January 2023

info@trf-grp.com
thetrafalgargroup.org

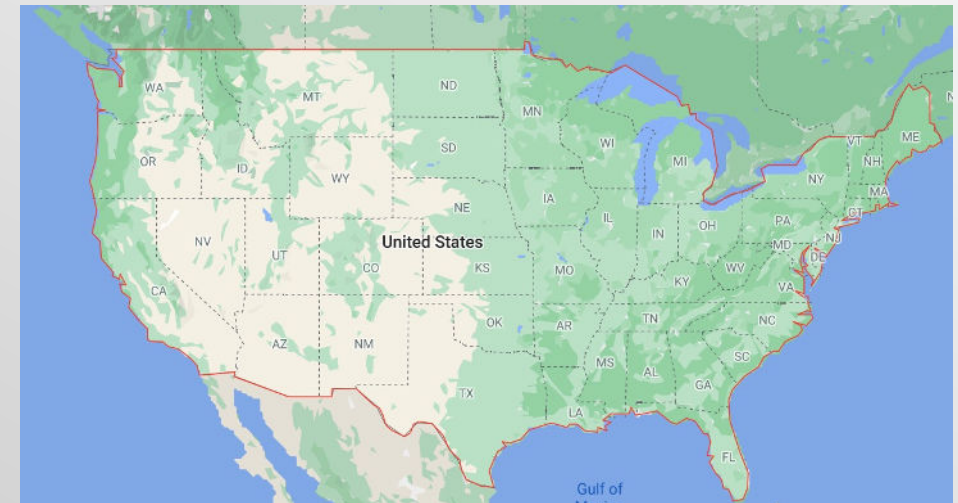
 The Trafalgar Group
 @trafalgar_group

Partnered with:



Nationwide Survey

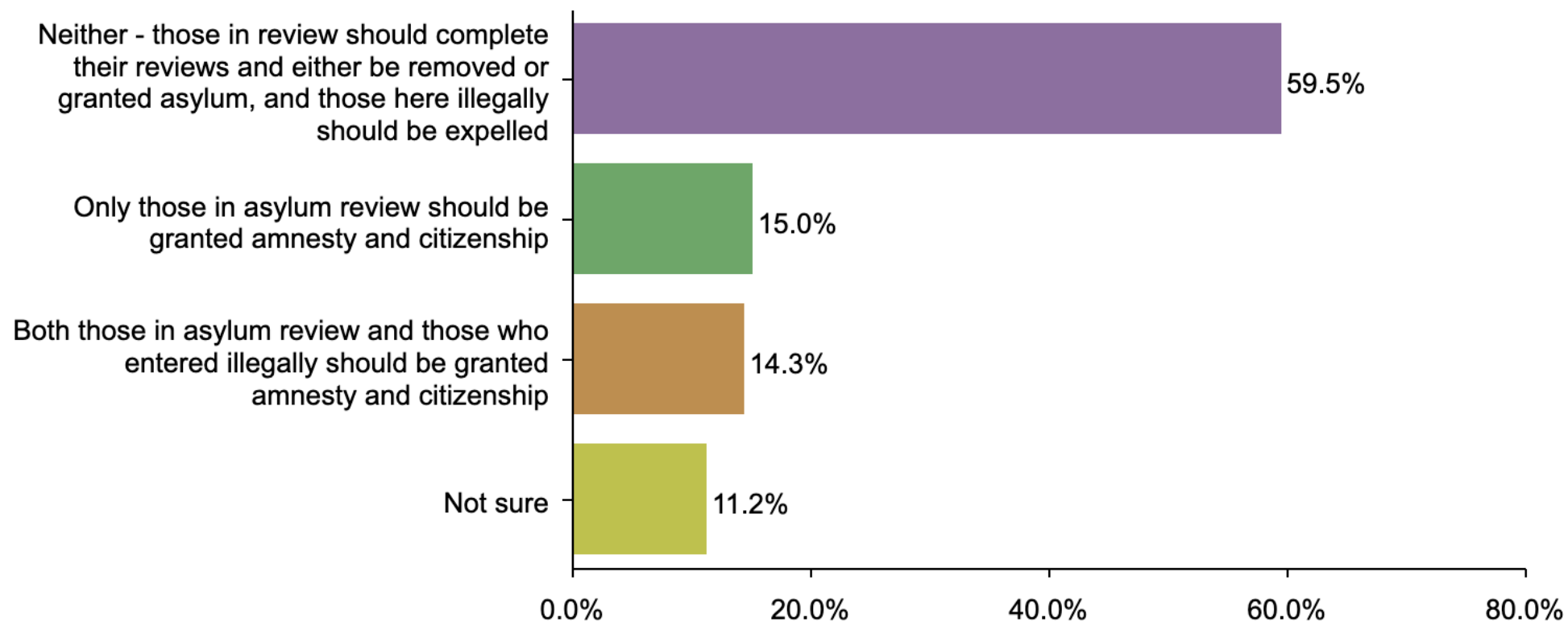
- **Conducted 01/09/23 - 01/12/23**
- **1079 Respondents**
- **Likely General Election Voters**
- **Response Rate: 1.14%**
- **Margin of Error: 2.9%**
- **Confidence: 95%**
- **Response Distribution: 50%**
- **Methodology: TheTrafalgarGroup.org/Polling-Methodology**



Do you believe that the U.S. Government should grant full amnesty and citizenship to those undergoing the “asylum review” process or to those who are currently in the country illegally?

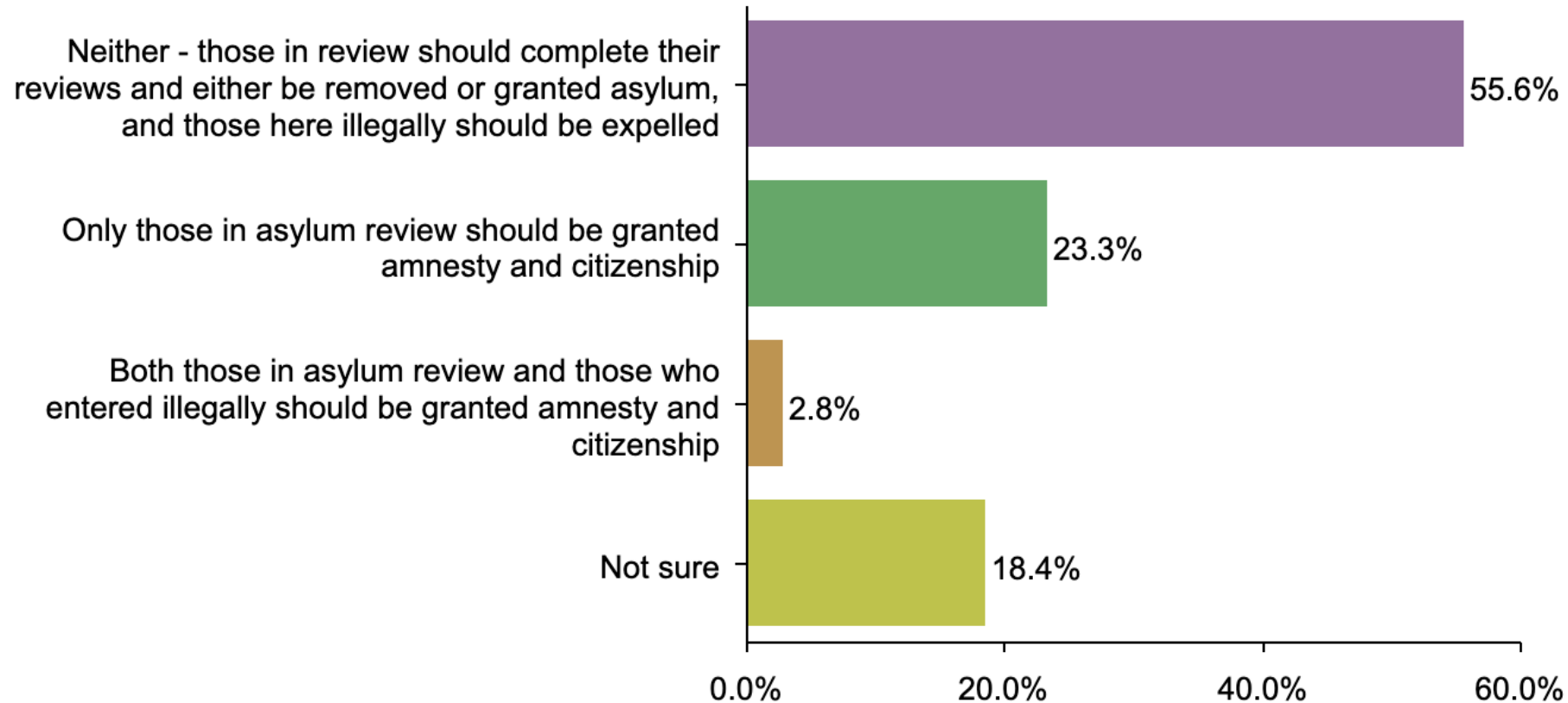


CONVENTION of STATES ACTION



Amnesty (Hispanic)

Do you believe that the U.S. Government should grant full amnesty and citizenship to those undergoing the “asylum review” process or to those who are currently in the country illegally?

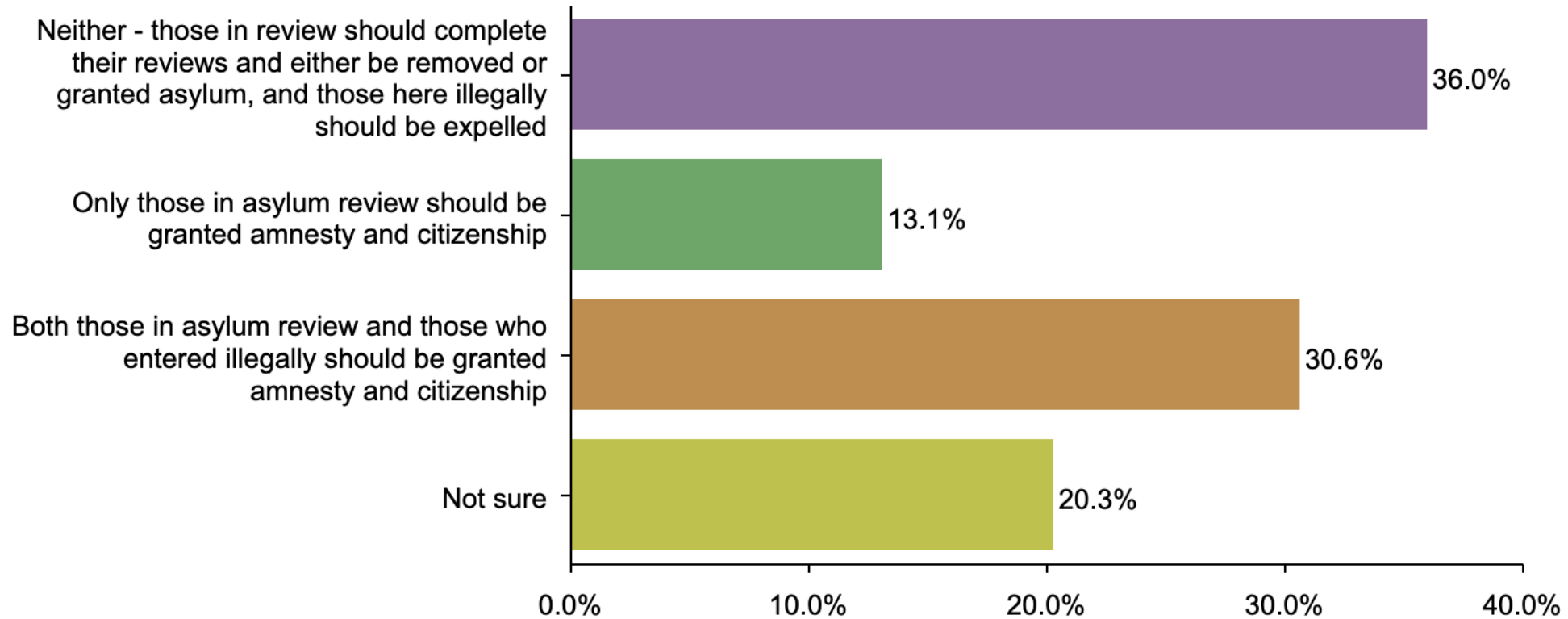


Amnesty (Democrat)

Do you believe that the U.S. Government should grant full amnesty and citizenship to those undergoing the “asylum review” process or to those who are currently in the country illegally?

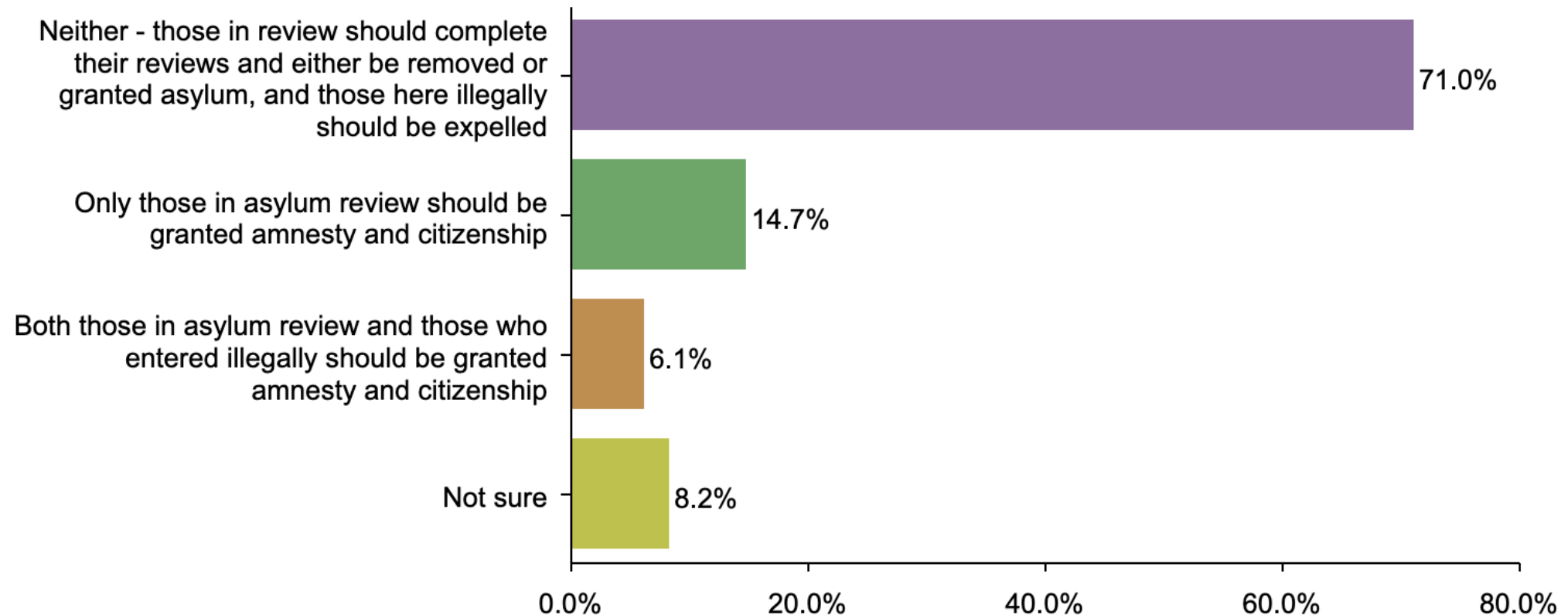


CONVENTION of STATES ACTION



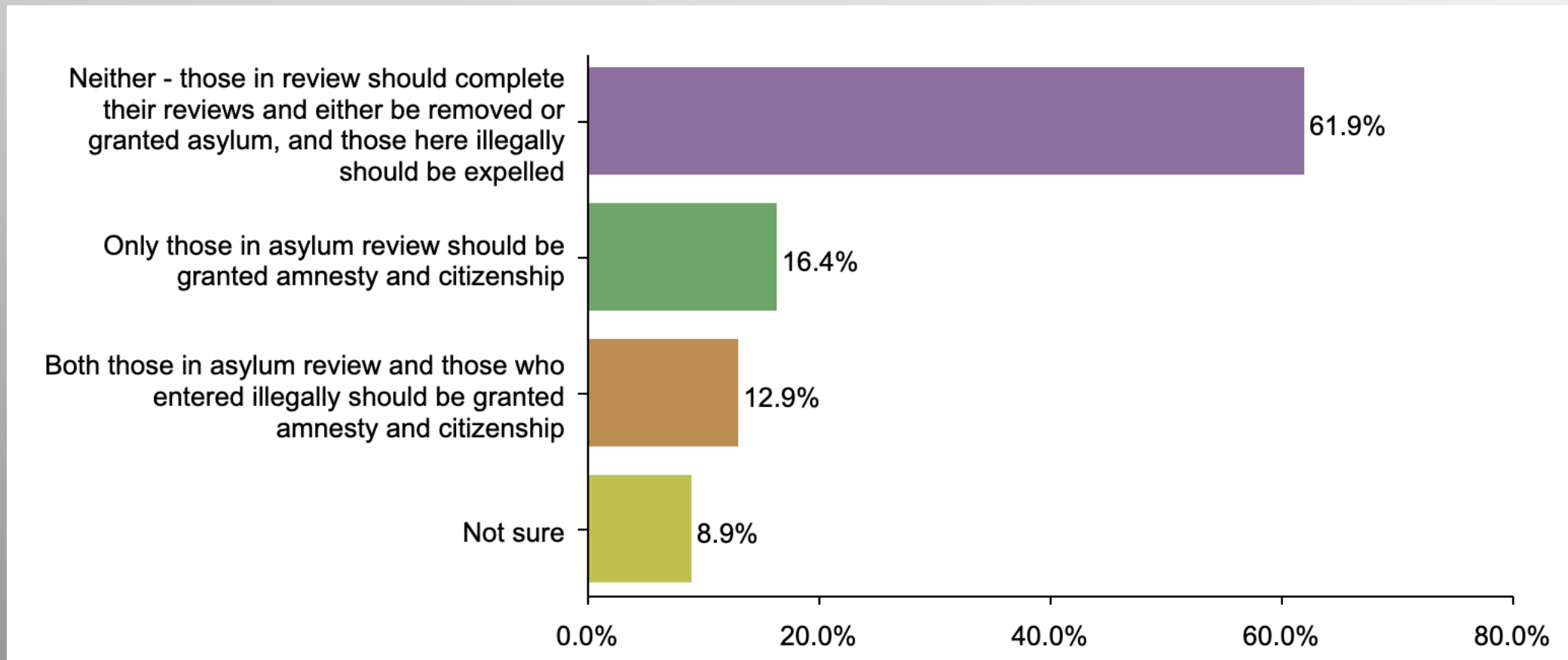
Amnesty (GOP)

Do you believe that the U.S. Government should grant full amnesty and citizenship to those undergoing the “asylum review” process or to those who are currently in the country illegally?



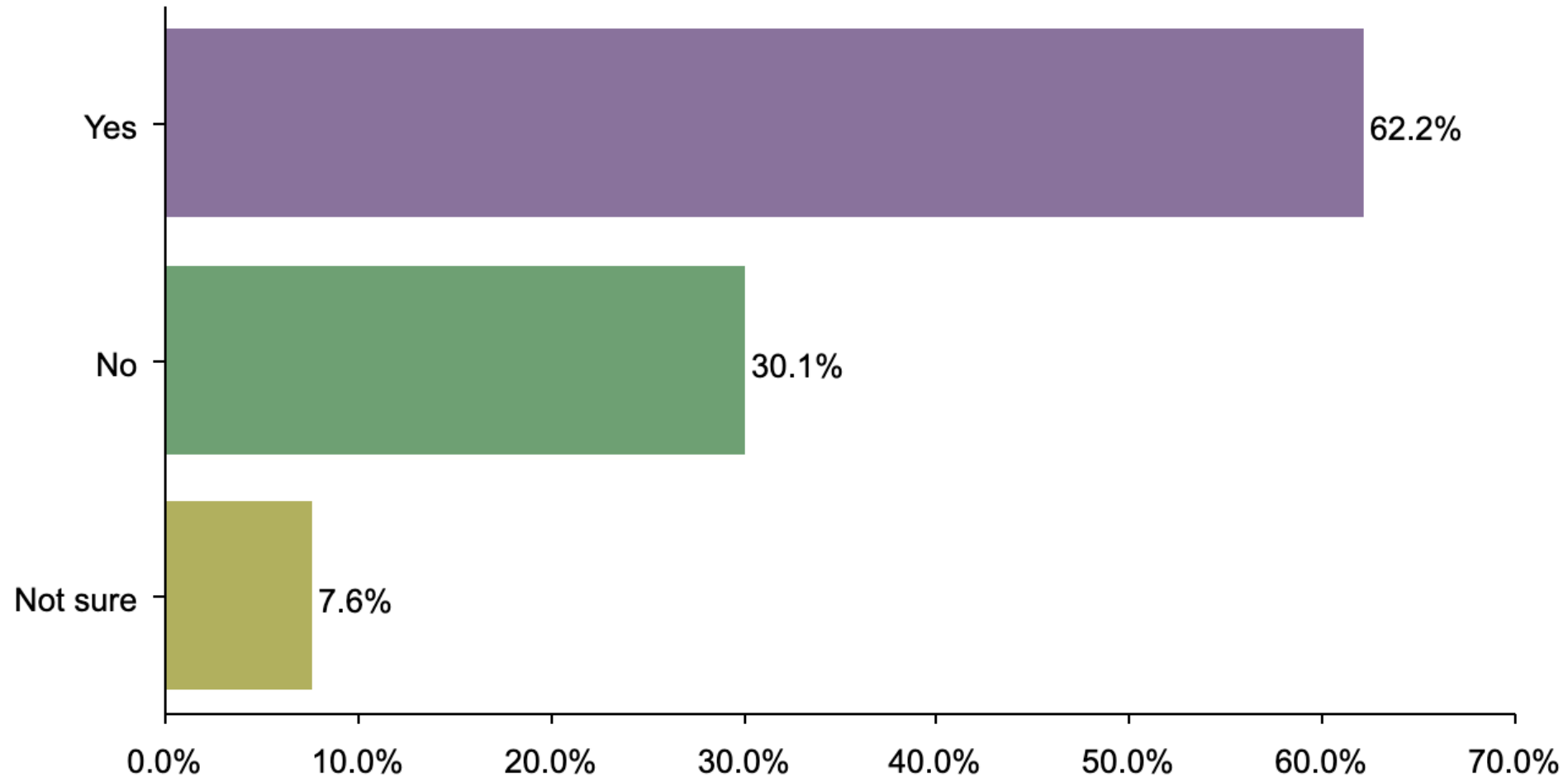
Amnesty (No Party/Other)

Do you believe that the U.S. Government should grant full amnesty and citizenship to those undergoing the “asylum review” process or to those who are currently in the country illegally?



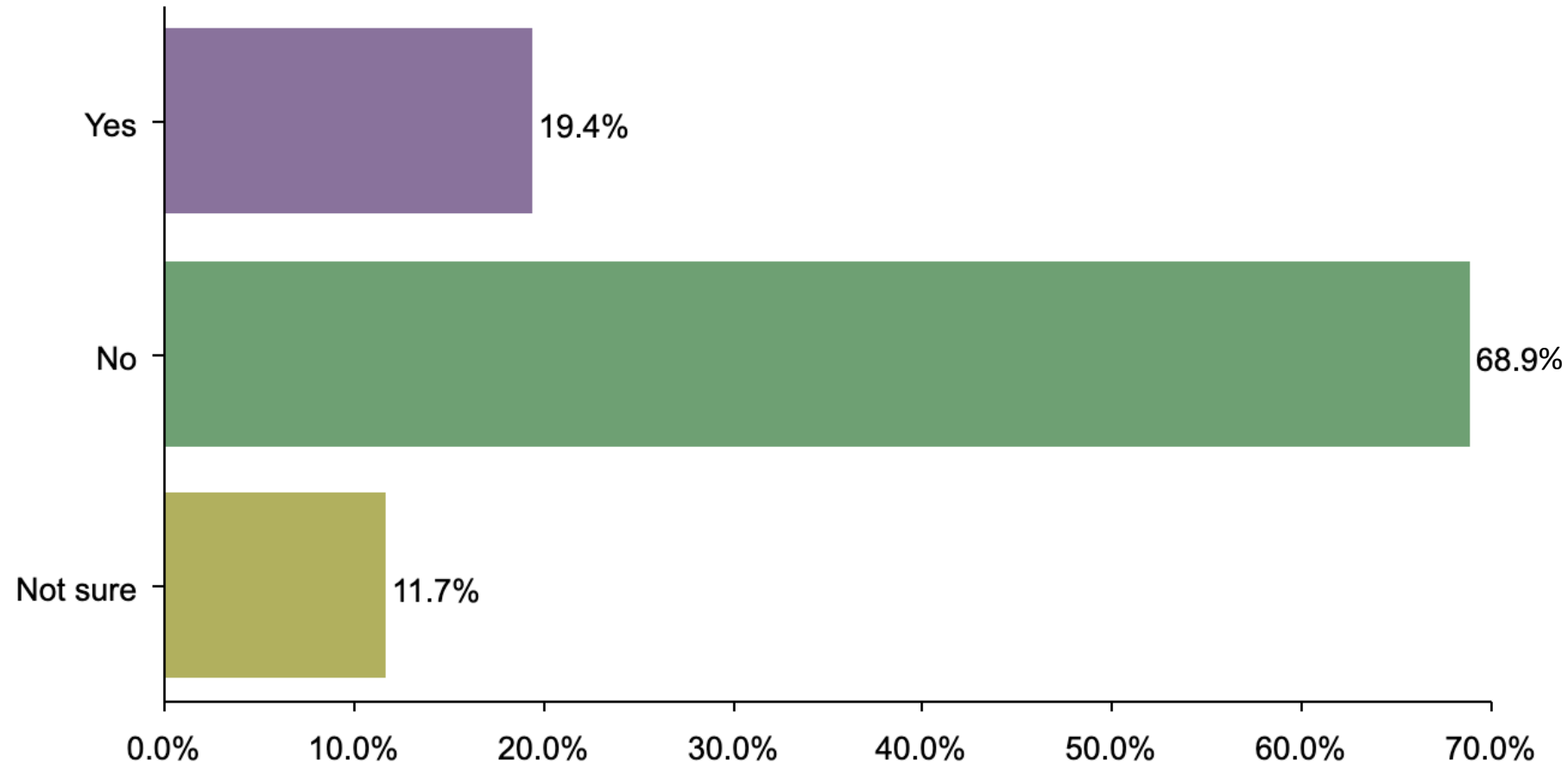
Border

If the Federal Government fails to address the southern border crisis, do you believe state governors have an obligation to step in to address it?



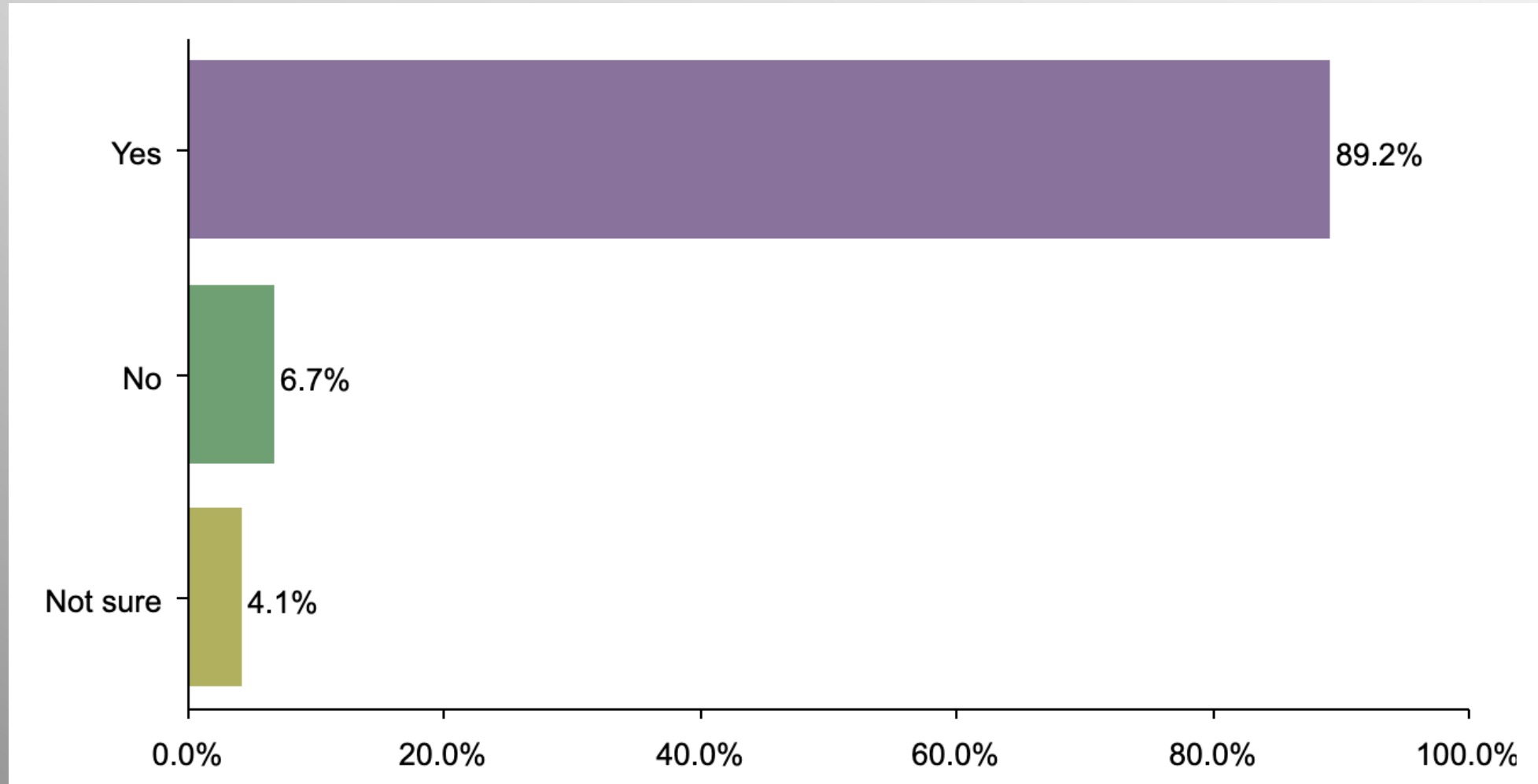
Border (Democrat)

If the Federal Government fails to address the southern border crisis, do you believe state governors have an obligation to step in to address it?



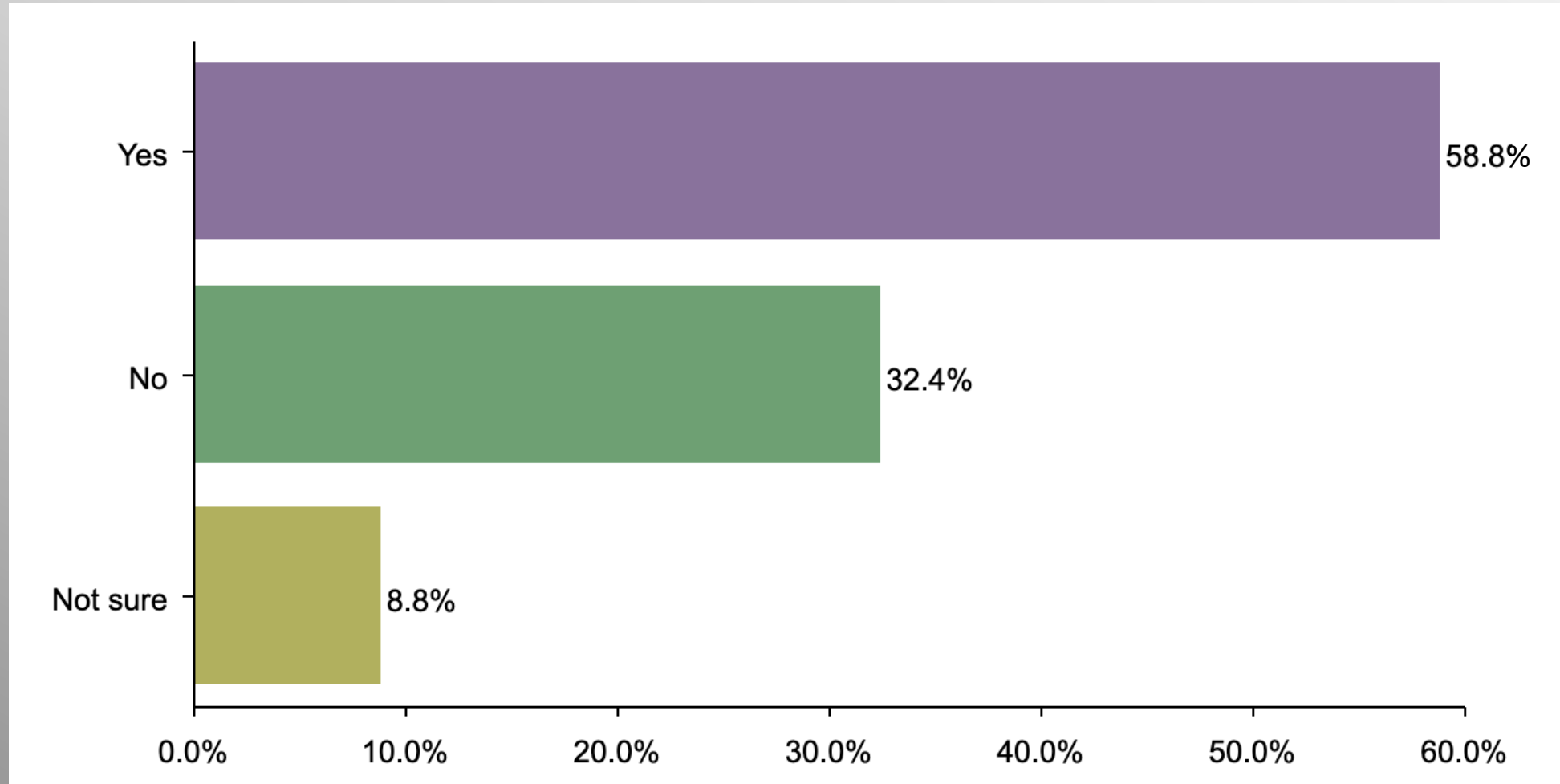
Border (GOP)

If the Federal Government fails to address the southern border crisis, do you believe state governors have an obligation to step in to address it?



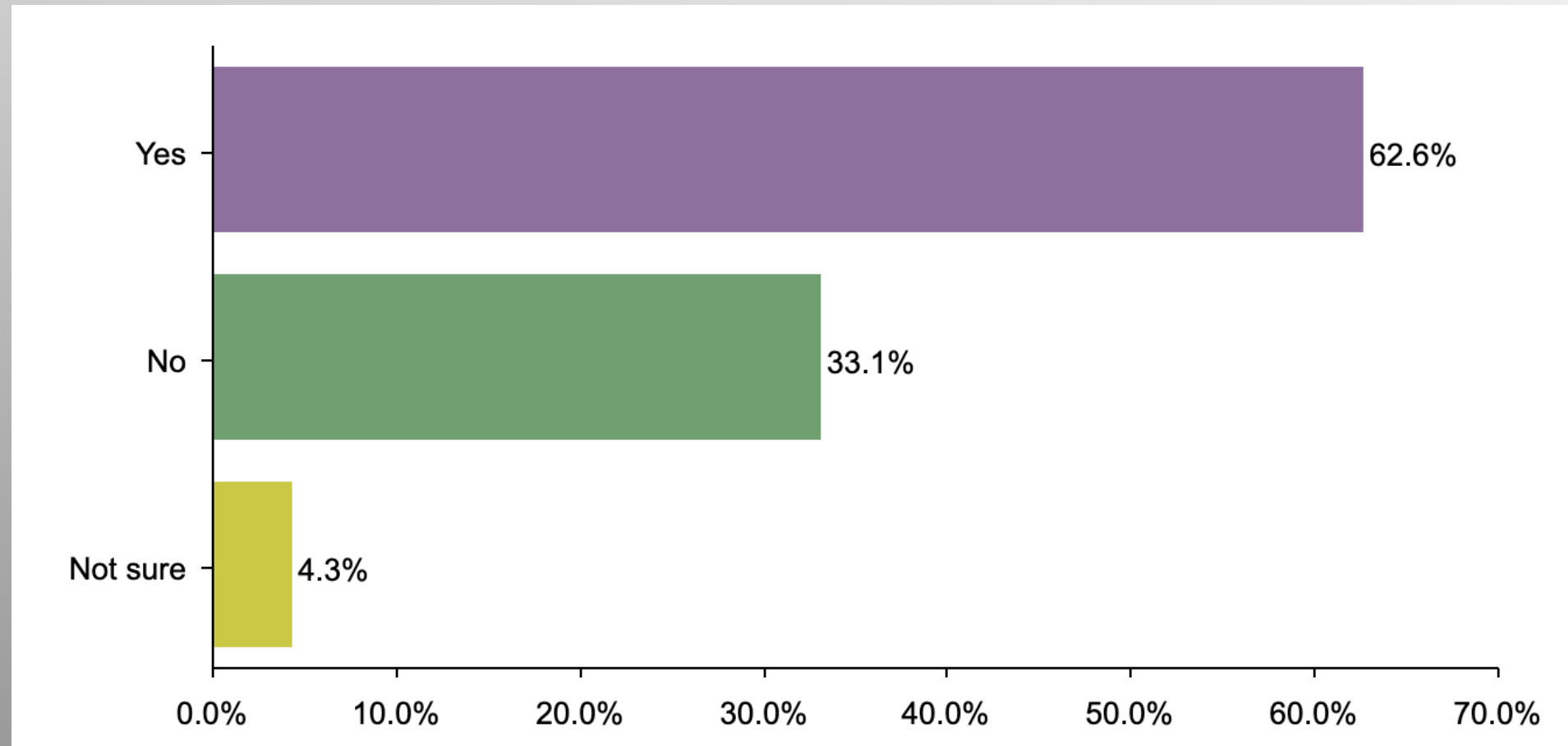
Border (No Party/Other)

If the Federal Government fails to address the southern border crisis, do you believe state governors have an obligation to step in to address it?



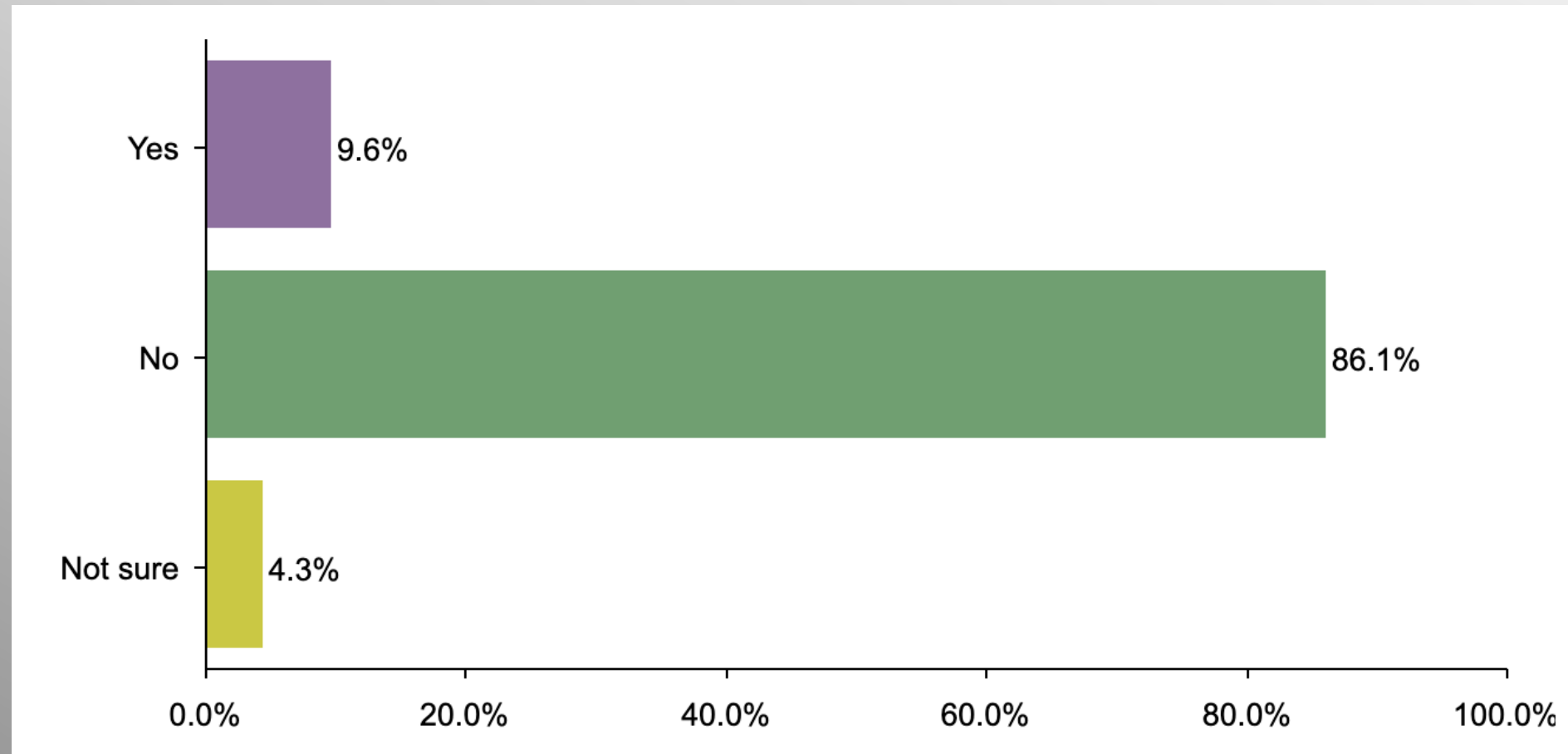
Wall Support

Do you believe that completing the unfinished wall along the U.S. Southern border (or in some way absolutely securing the physical border) is essential to U.S. National Security?



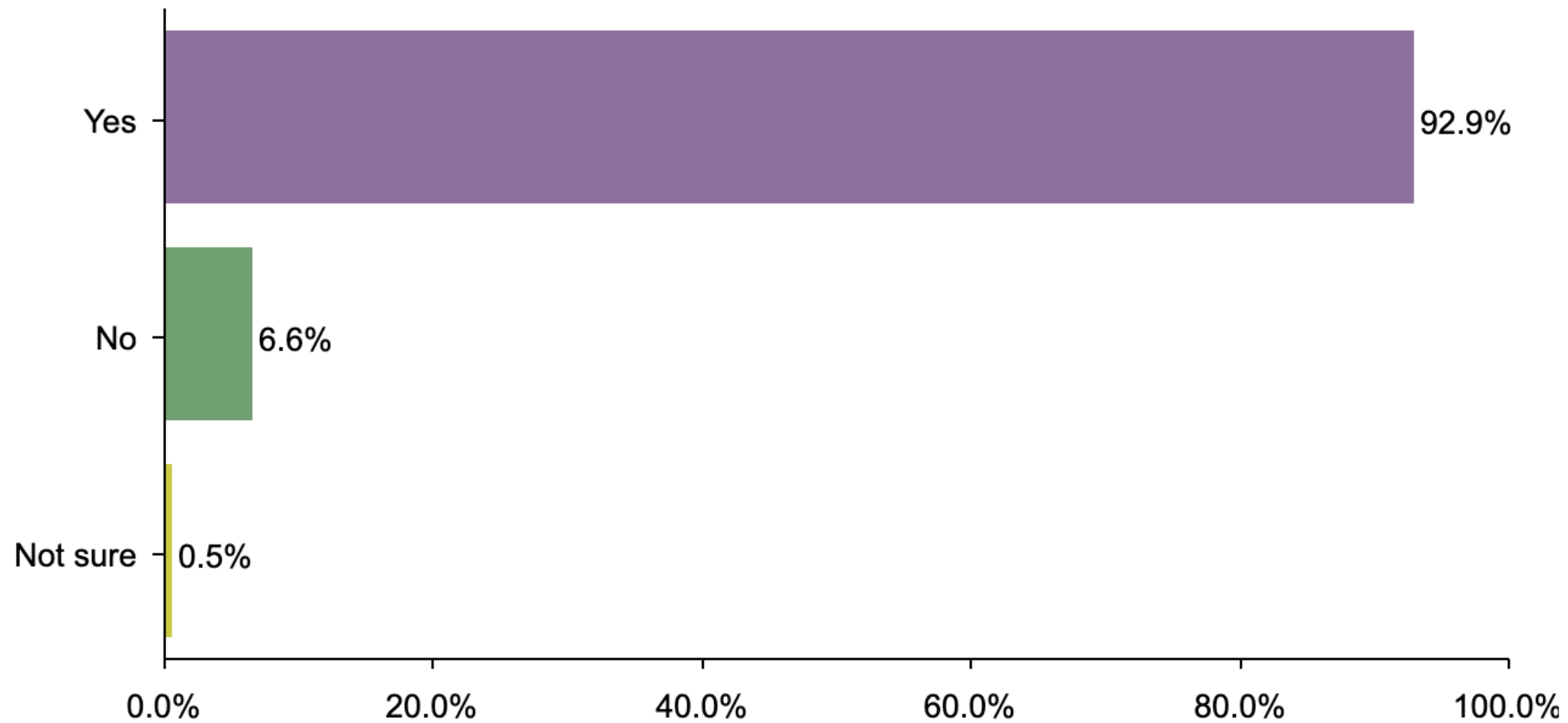
Wall Support (Democrat)

Do you believe that completing the unfinished wall along the U.S. Southern border (or in some way absolutely securing the physical border) is essential to U.S. National Security?



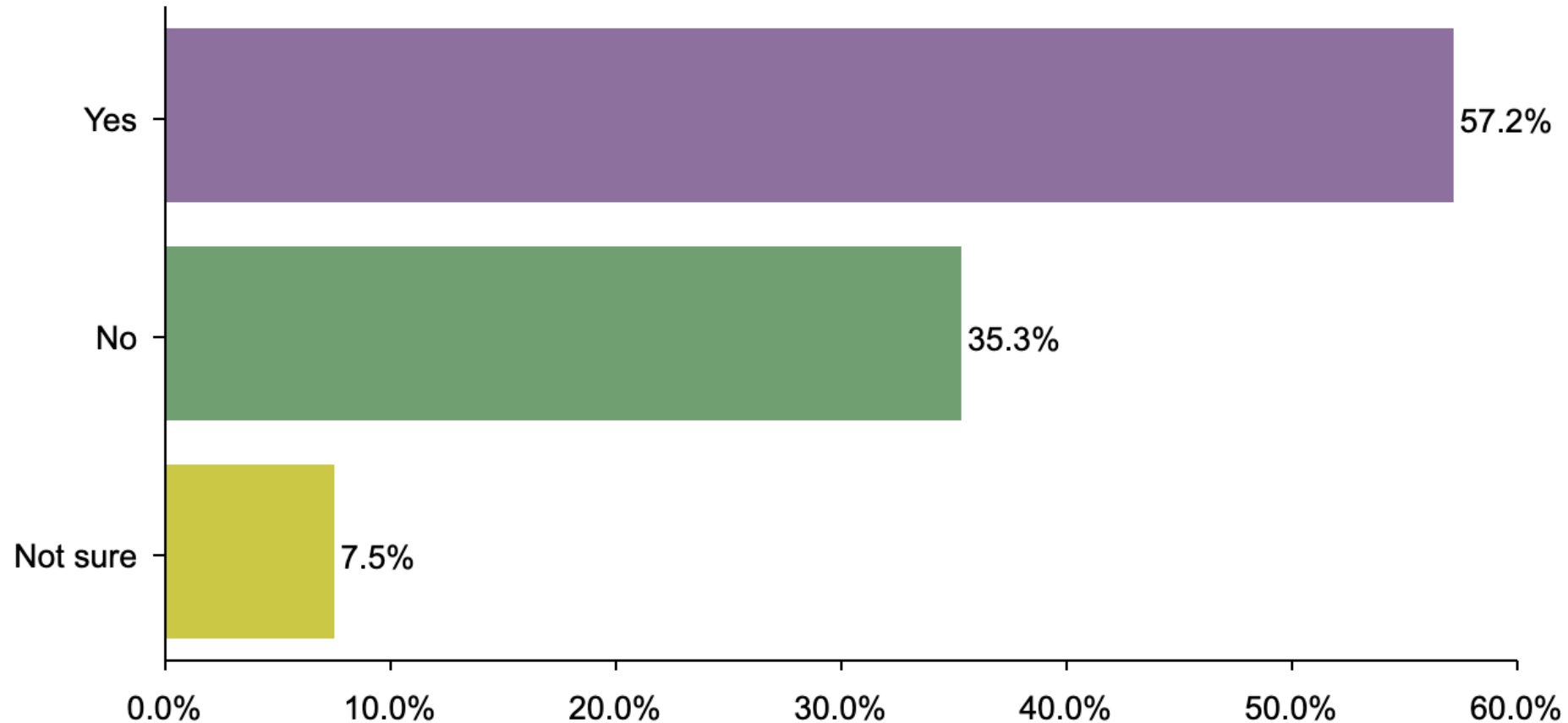
Wall Support (GOP)

Do you believe that completing the unfinished wall along the U.S. Southern border (or in some way absolutely securing the physical border) is essential to U.S. National Security?

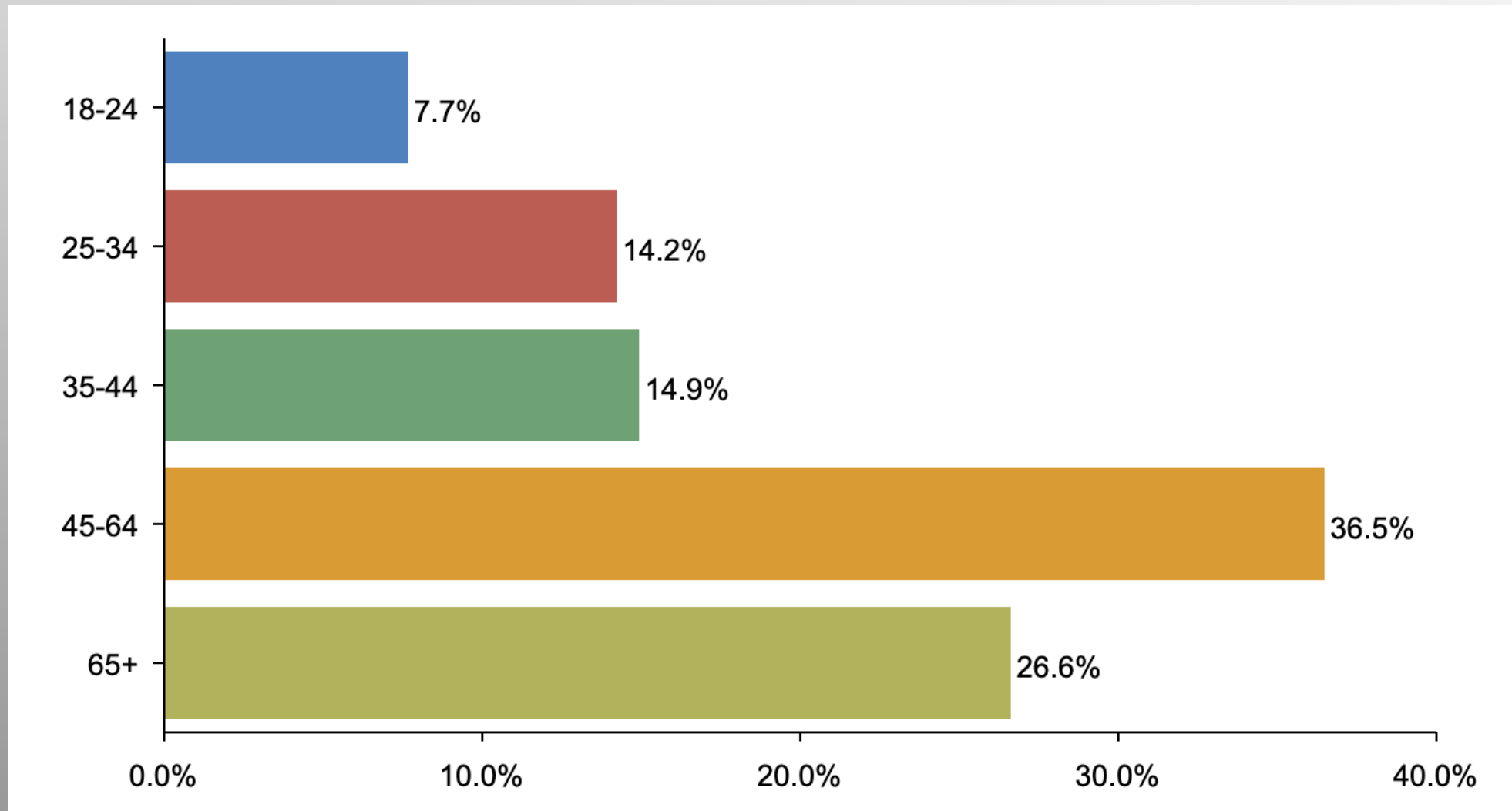


Wall Support (No Party/Other)

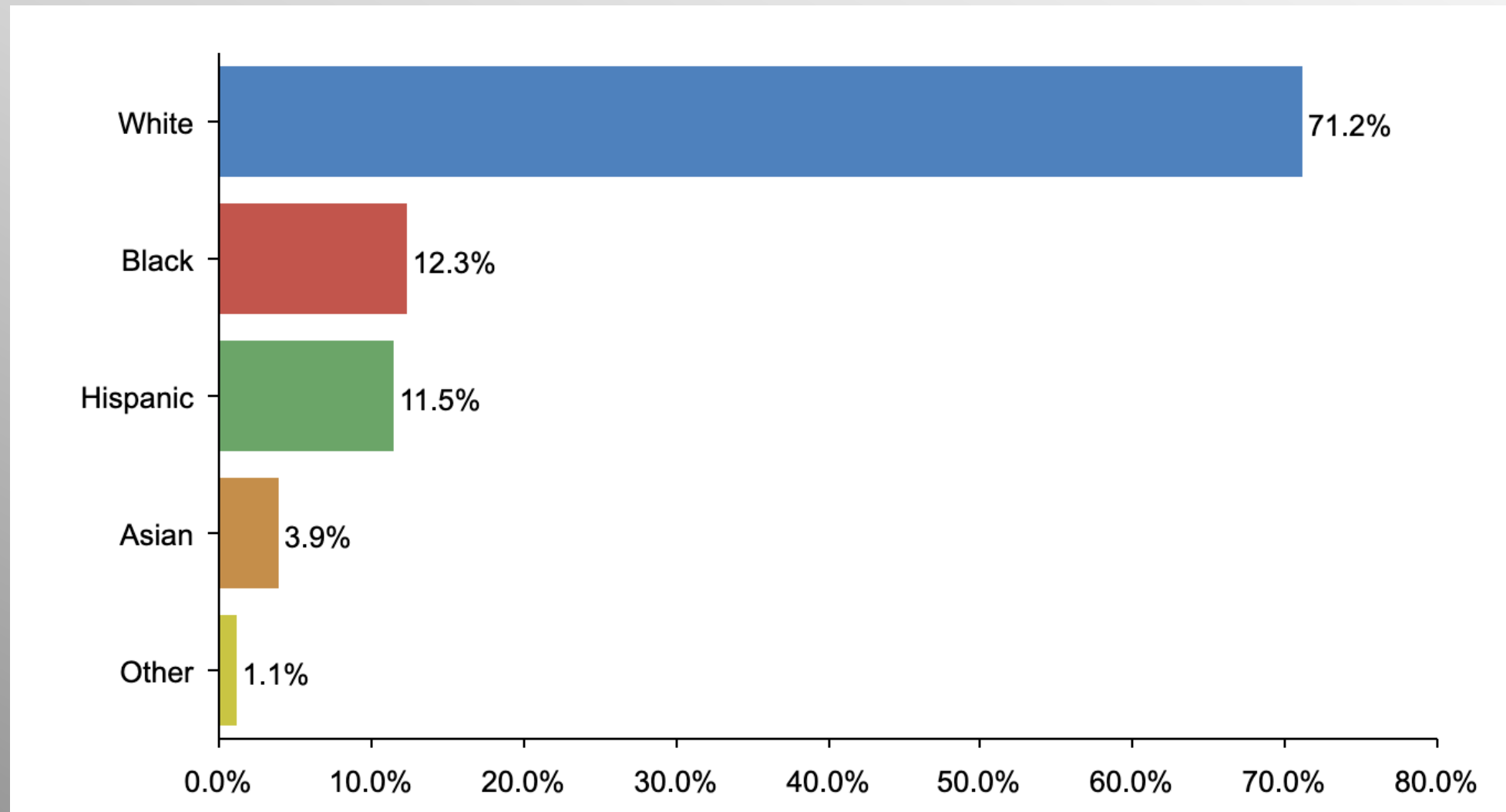
Do you believe that completing the unfinished wall along the U.S. Southern border (or in some way absolutely securing the physical border) is essential to U.S. National Security?



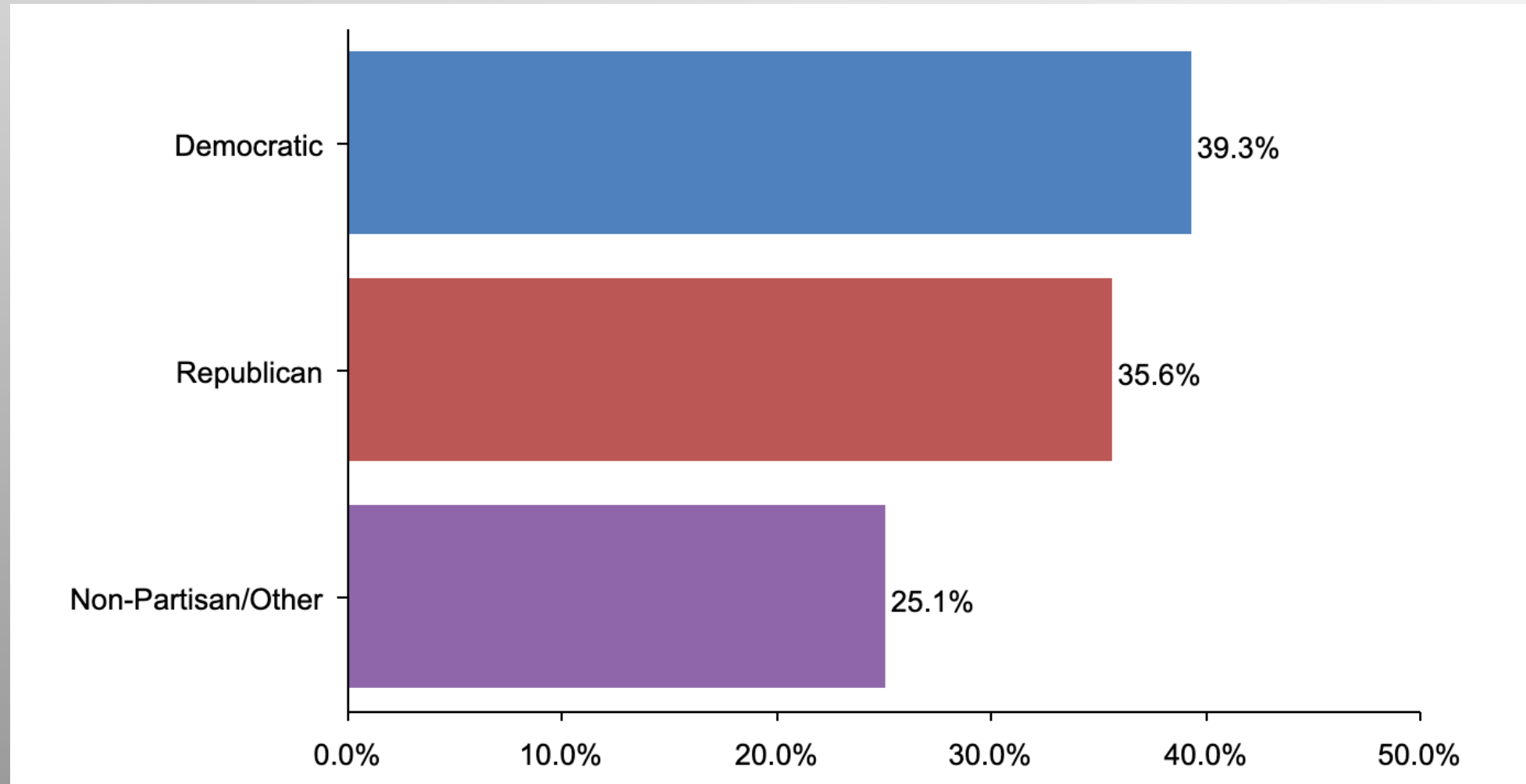
Age Participation



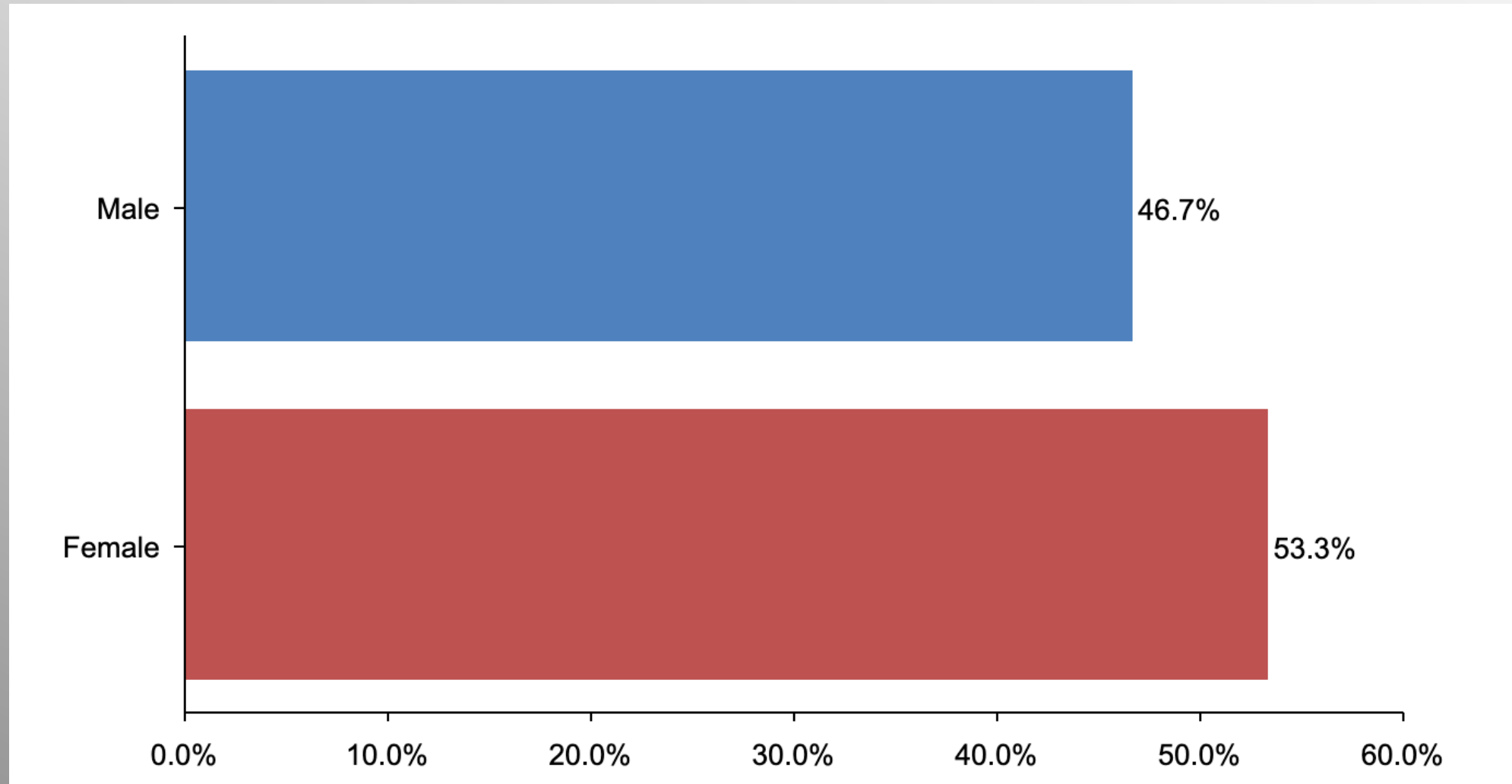
Ethnicity Participation



Party Participation



Gender Participation



Party Crosstabs

Do you believe that the U.S. Government should grant full amnesty and citizenship to those undergoing the "asylum review" process or to those who are currently in the country illegally?

		Party			
		Total	Democrat	No Party/Other	Republican
Only those in asylum review should be granted amnesty and citizenship					
Column %	15.0%	13.1%	16.4%	14.7%	
Neither - those in review should complete their reviews and either be removed or granted asylum, and those here illegally should be expelled					
Column %	59.5%	36.0%	61.9%	71.0%	
Both those in asylum review and those who entered illegally should be granted amnesty and citizenship					
Column %	14.3%	30.6%	12.9%	6.1%	
Not sure					
Column %	11.2%	20.3%	8.9%	8.2%	

Party Crosstabs

If the Federal Government fails to address the southern border crisis, do you believe state governors have an obligation to step in to address it?

		Party			
		Total	Democrat	No Party/Other	Republican
	Yes				
	Column %	62.2%	19.4%	58.8%	89.2%
	No				
	Column %	30.1%	68.9%	32.4%	6.7%
	Not sure				
	Column %	7.6%	11.7%	8.8%	4.1%

Party Crosstabs

Do you believe that completing the unfinished wall along the U.S. Southern border (or in some way absolutely securing the physical border) is essential to U.S. National Security?

		Party			
		Total	Democrat	No Party/Other	Republican
	Yes				
	Column %	62.6%	9.6%	57.2%	92.9%
	No				
	Column %	33.1%	86.1%	35.3%	6.6%
	Not sure				
	Column %	4.3%	4.3%	7.5%	0.5%

AgeGender Crosstabs

Do you believe that the U.S. Government should grant full amnesty and citizenship to those undergoing the "asylum review" process or to those who are currently in the country illegally?

	Age						Gender		
	Total	18-24	25-34	35-44	45-64	65+	Total	Female	Male
Only those in asylum review should be granted amnesty and citizenship Column %	15.0%	15.4%	13.3%	17.6%	16.5%	12.0%	15.0%	8.2%	22.3%
Neither - those in review should complete their reviews and either be removed or granted asylum, and those here illegally should be expelled Column %	59.5%	62.6%	55.2%	55.5%	61.7%	59.3%	59.5%	62.9%	55.9%
Both those in asylum review and those who entered illegally should be granted amnesty and citizenship Column %	14.3%	9.3%	16.5%	18.2%	11.0%	17.3%	14.3%	17.0%	11.3%
Not sure Column %	11.2%	12.7%	15.0%	8.7%	10.8%	11.3%	11.2%	11.8%	10.5%

If the Federal Government fails to address the southern border crisis, do you believe state governors have an obligation to step in to address it?

		Age					Gender			
		Total	18-24	25-34	35-44	45-64	65+	Total	Female	Male
Yes	Column %	62.2%	41.7%	54.2%	72.9%	66.8%	57.8%	62.2%	58.8%	66.0%
No	Column %	30.1%	49.0%	28.2%	22.4%	26.9%	34.7%	30.1%	35.2%	24.6%
Not sure	Column %	7.6%	9.3%	17.6%	4.7%	6.3%	7.4%	7.6%	6.0%	9.5%

AgeGender Crosstabs

Do you believe that completing the unfinished wall along the U.S. Southern border (or in some way absolutely securing the physical border) is essential to U.S. National Security?

		Age					Gender			
		Total	18-24	25-34	35-44	45-64	65+	Total	Female	Male
Yes	Column %	62.6%	33.6%	56.1%	61.2%	70.7%	60.5%	62.6%	58.6%	67.4%
No	Column %	33.1%	66.4%	43.9%	26.7%	26.1%	35.4%	33.1%	36.6%	29.1%
Not sure	Column %	4.3%	0.0%	0.0%	12.1%	3.2%	4.2%	4.3%	4.8%	3.6%

Ethnicity Crosstabs

Do you believe that the U.S. Government should grant full amnesty and citizenship to those undergoing the "asylum review" process or to those who are currently in the country illegally?

	Ethnicity					
	Total	Asian	Black	Hispanic	Other	White
Only those in asylum review should be granted amnesty and citizenship Column %	15.0%	15.0%	17.5%	23.3%	17.5%	13.5%
Neither - those in review should complete their reviews and either be removed or granted asylum, and those here illegally should be expelled Column %	59.5%	32.9%	55.9%	55.6%	56.6%	62.5%
Both those in asylum review and those who entered illegally should be granted amnesty and citizenship Column %	14.3%	35.6%	16.3%	2.8%	3.7%	14.3%
Not sure Column %	11.2%	16.6%	10.3%	18.4%	22.1%	9.7%

Ethnicity Crosstabs

If the Federal Government fails to address the southern border crisis, do you believe state governors have an obligation to step in to address it?

		Ethnicity					
		Total	Asian	Black	Hispanic	Other	White
Yes	Column %	62.2%	63.5%	53.4%	60.4%	59.1%	63.5%
No	Column %	30.1%	25.8%	43.8%	39.6%	24.7%	27.5%
Not sure	Column %	7.6%	10.6%	2.8%	0.0%	16.3%	9.0%

Ethnicity Crosstabs

Do you believe that completing the unfinished wall along the U.S. Southern border (or in some way absolutely securing the physical border) is essential to U.S. National Security?

		Ethnicity					
		Total	Asian	Black	Hispanic	Other	White
Yes	Column %	62.6%	71.1%	51.9%	59.0%	55.4%	64.1%
No	Column %	33.1%	14.5%	42.4%	41.0%	44.6%	31.7%
Not sure	Column %	4.3%	14.4%	5.6%	0.0%	0.0%	4.2%