



## The Lesson of Trafalgar:

*Superior strategy, innovative tactics, and bold leadership can prevail even over larger numbers and greater resources.*

info@trf-grp.com

thetrafalgargroup.org

 The Trafalgar Group

 @trafalgar\_group

# Nationwide Issues Survey

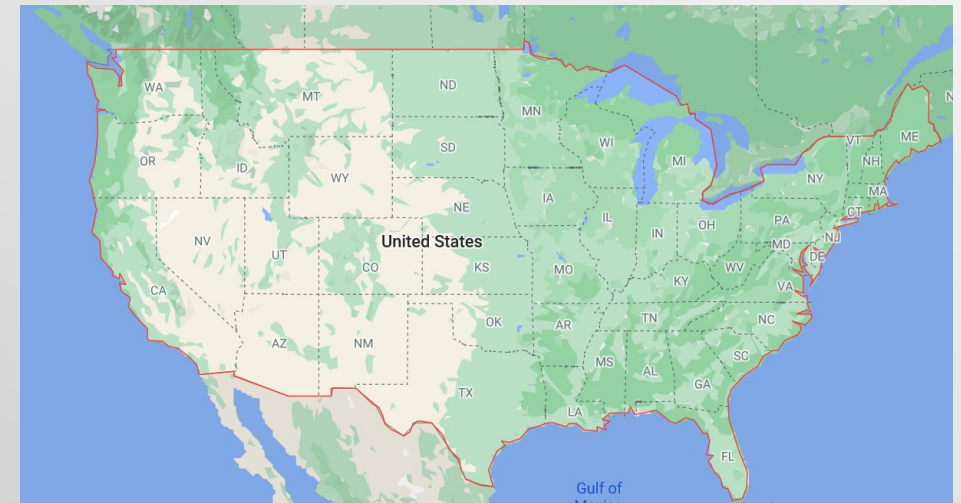
April 2023

Partnered with:



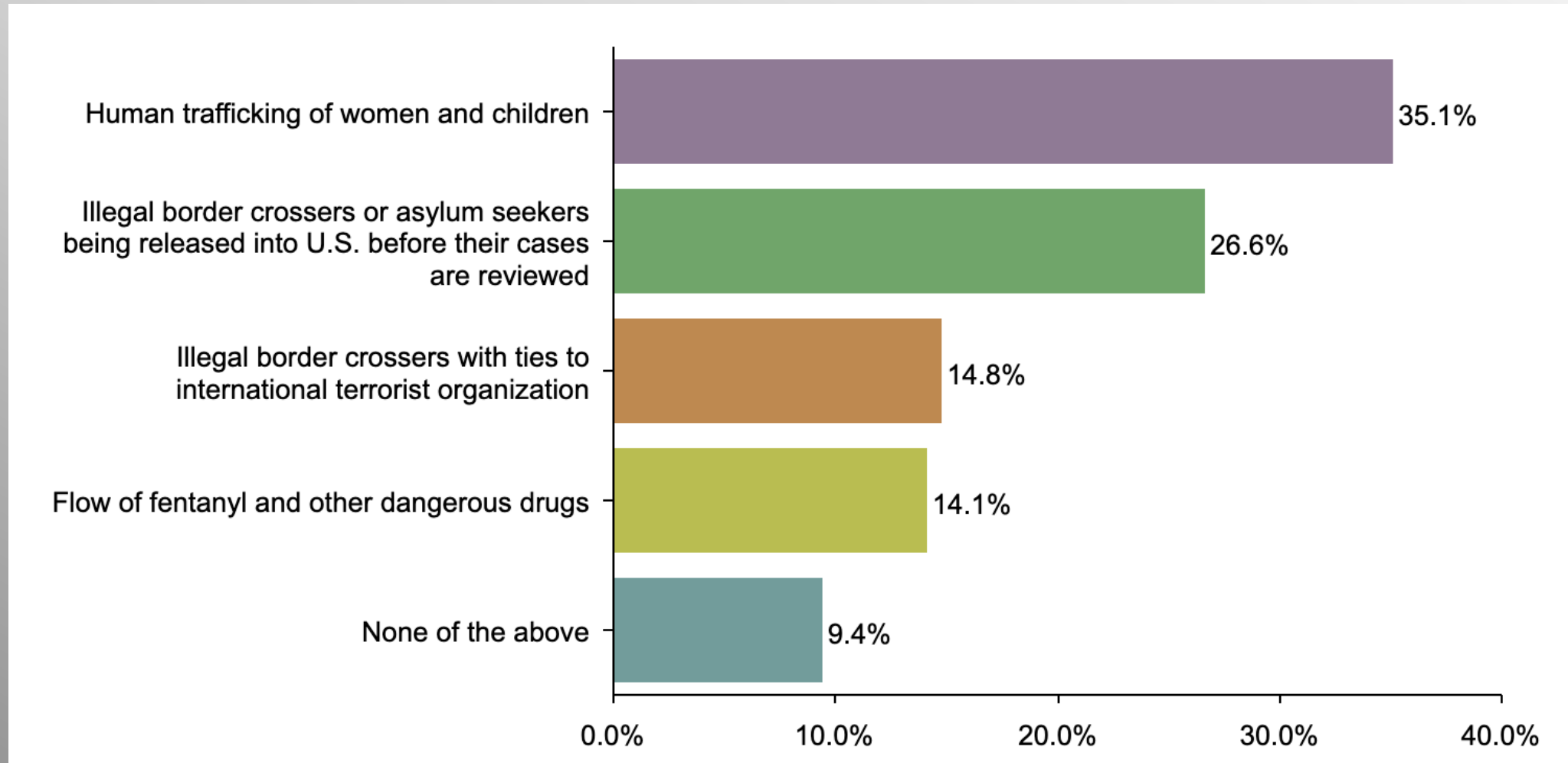
# Nationwide Survey

- **Conducted 04/11/23 - 04/14/23**
- **1096 Respondents**
- **Likely General Election Voters**
- **Response Rate: 1.46%**
- **Margin of Error: 2.9%**
- **Confidence: 95%**
- **Response Distribution: 50%**
- **Methodology: [TheTrafalgarGroup.org/Polling-Methodology](https://TheTrafalgarGroup.org/Polling-Methodology)**



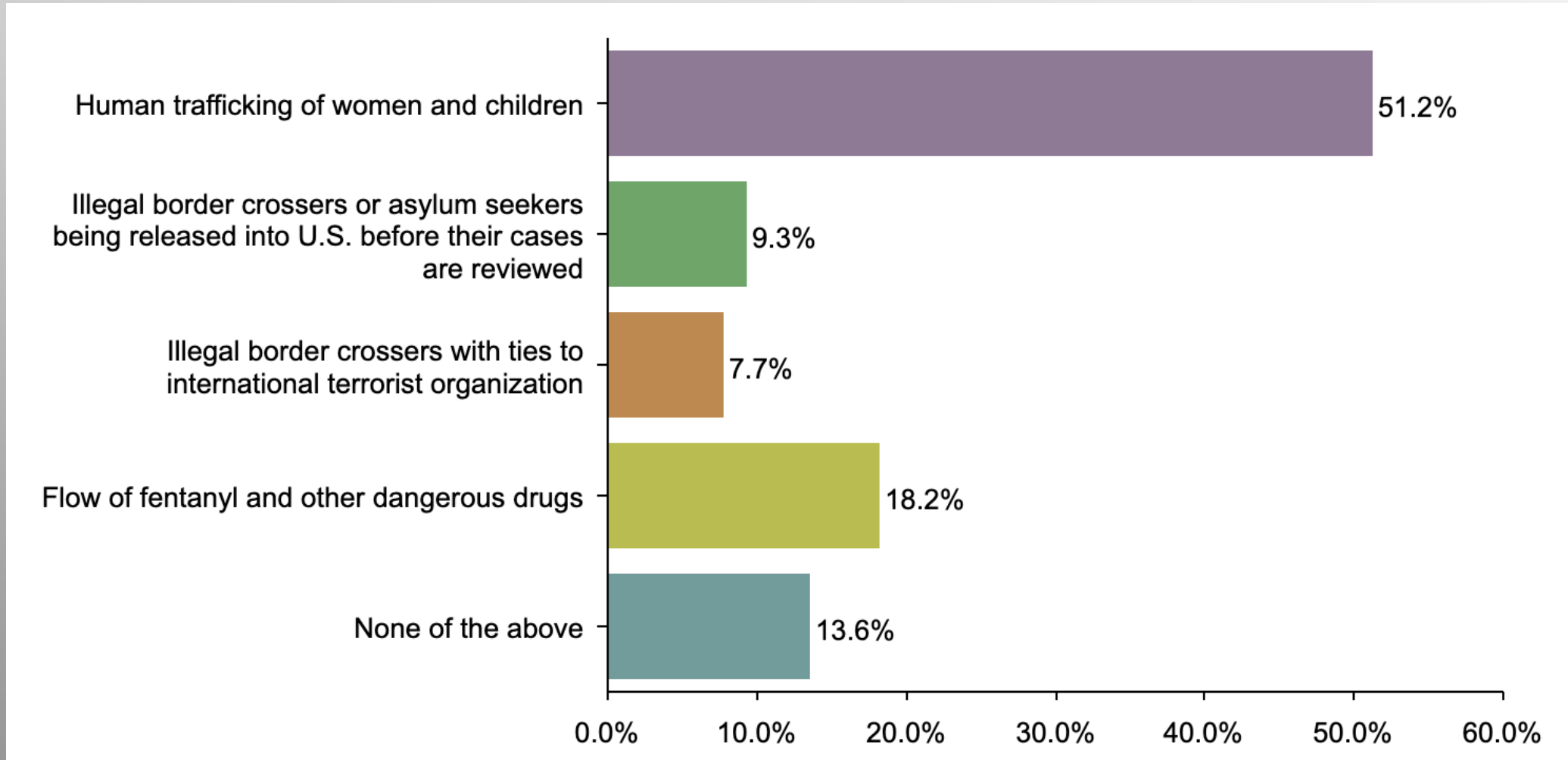
# Most Concerning Border Issue

Which of the following is most concerning to you regarding the southern border crisis?



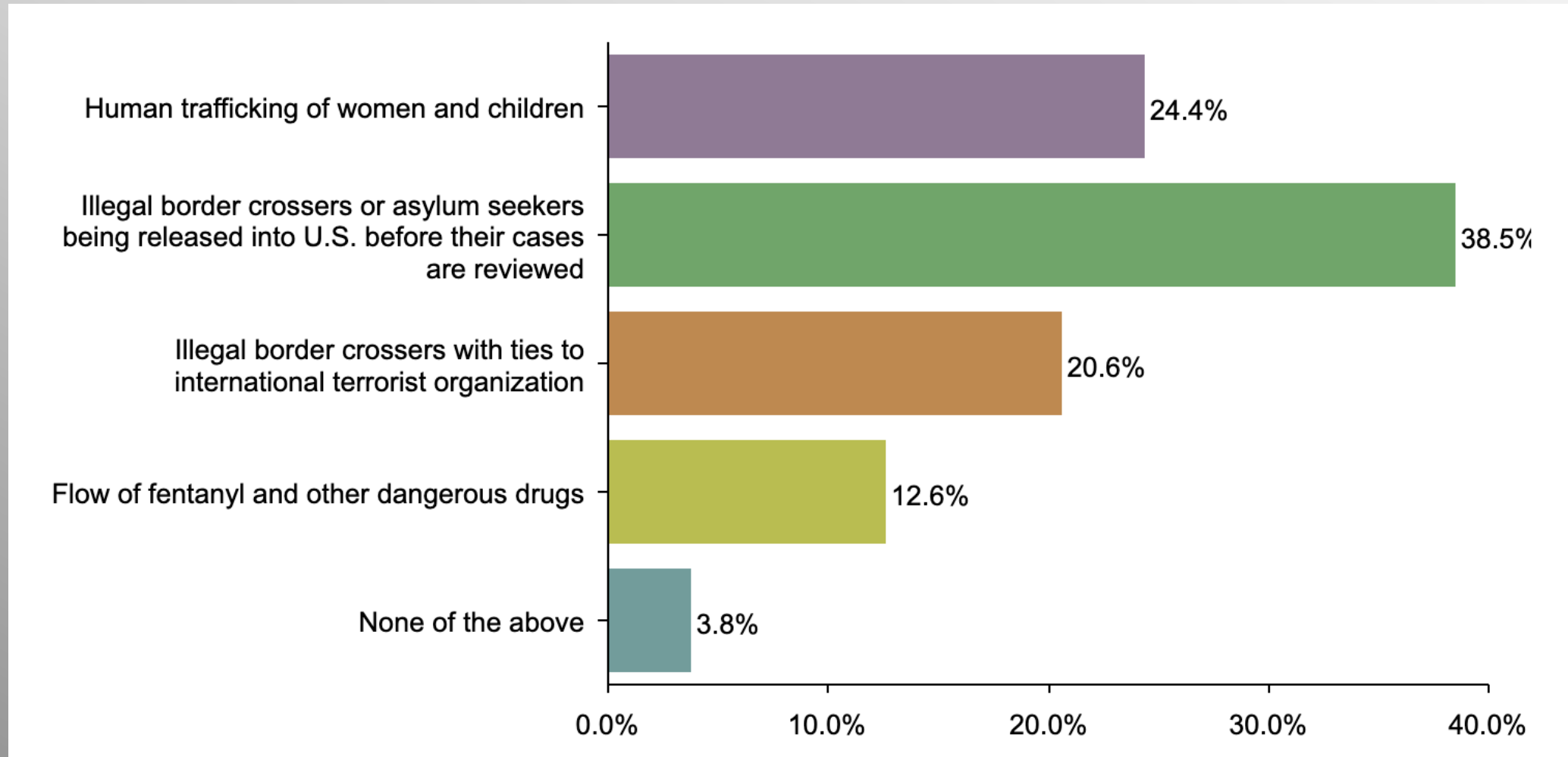
# Most Concerning Border Issue (Democrat)

Which of the following is most concerning to you regarding the southern border crisis?



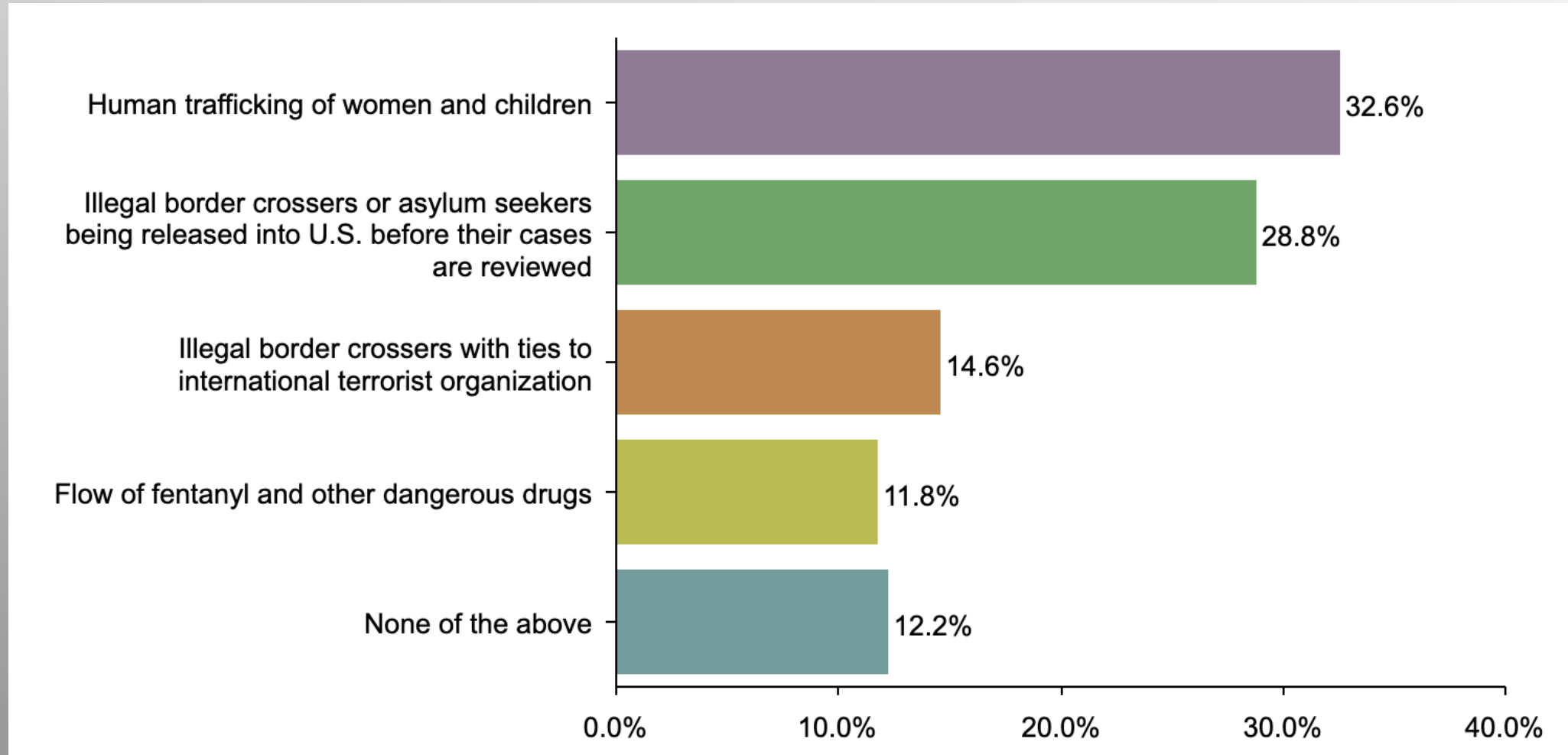
# Most Concerning Border Issue (GOP)

Which of the following is most concerning to you regarding the southern border crisis?

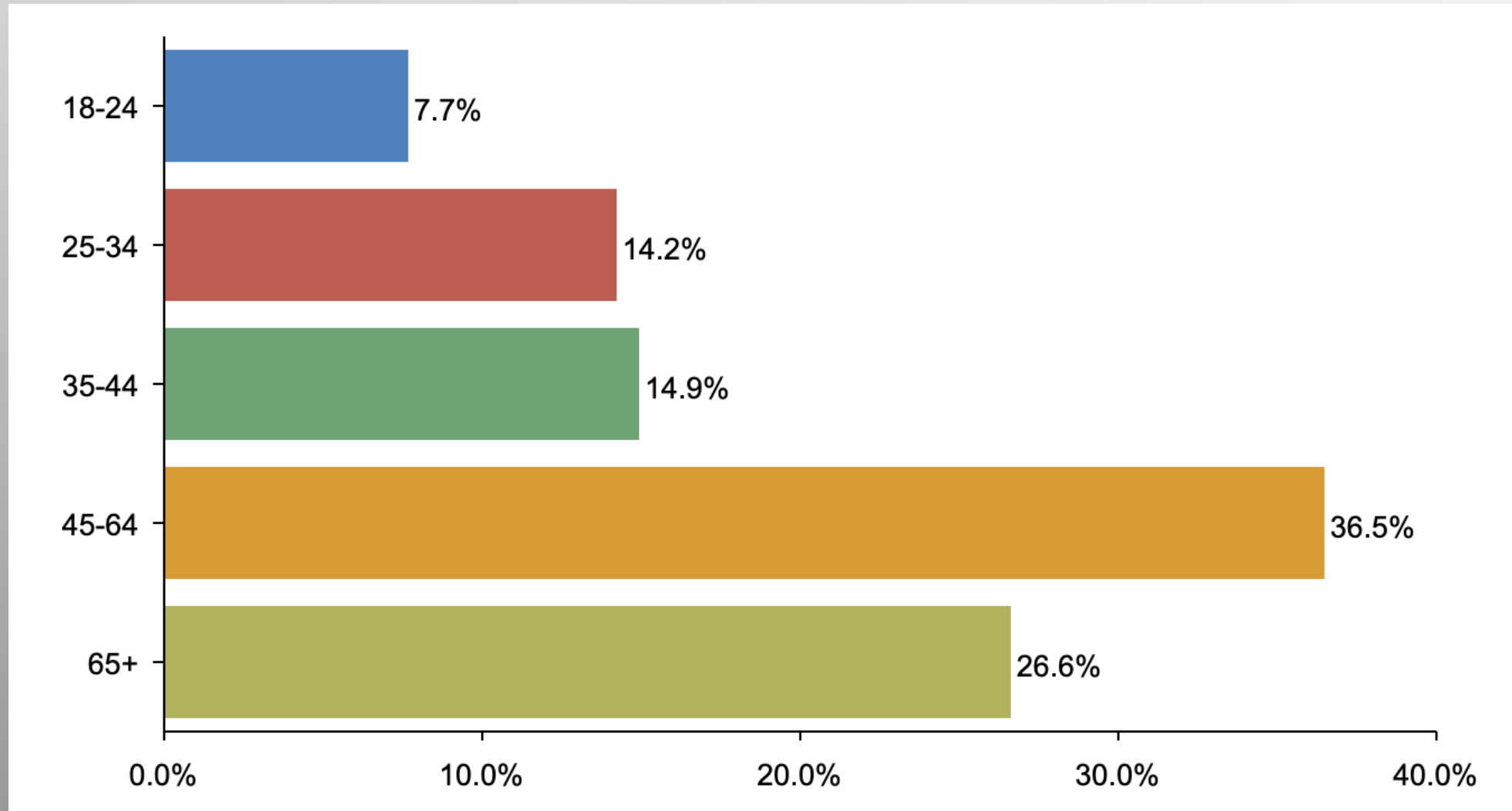


# Most Concerning Border Issue (No Party/Other)

Which of the following is most concerning to you regarding the southern border crisis?

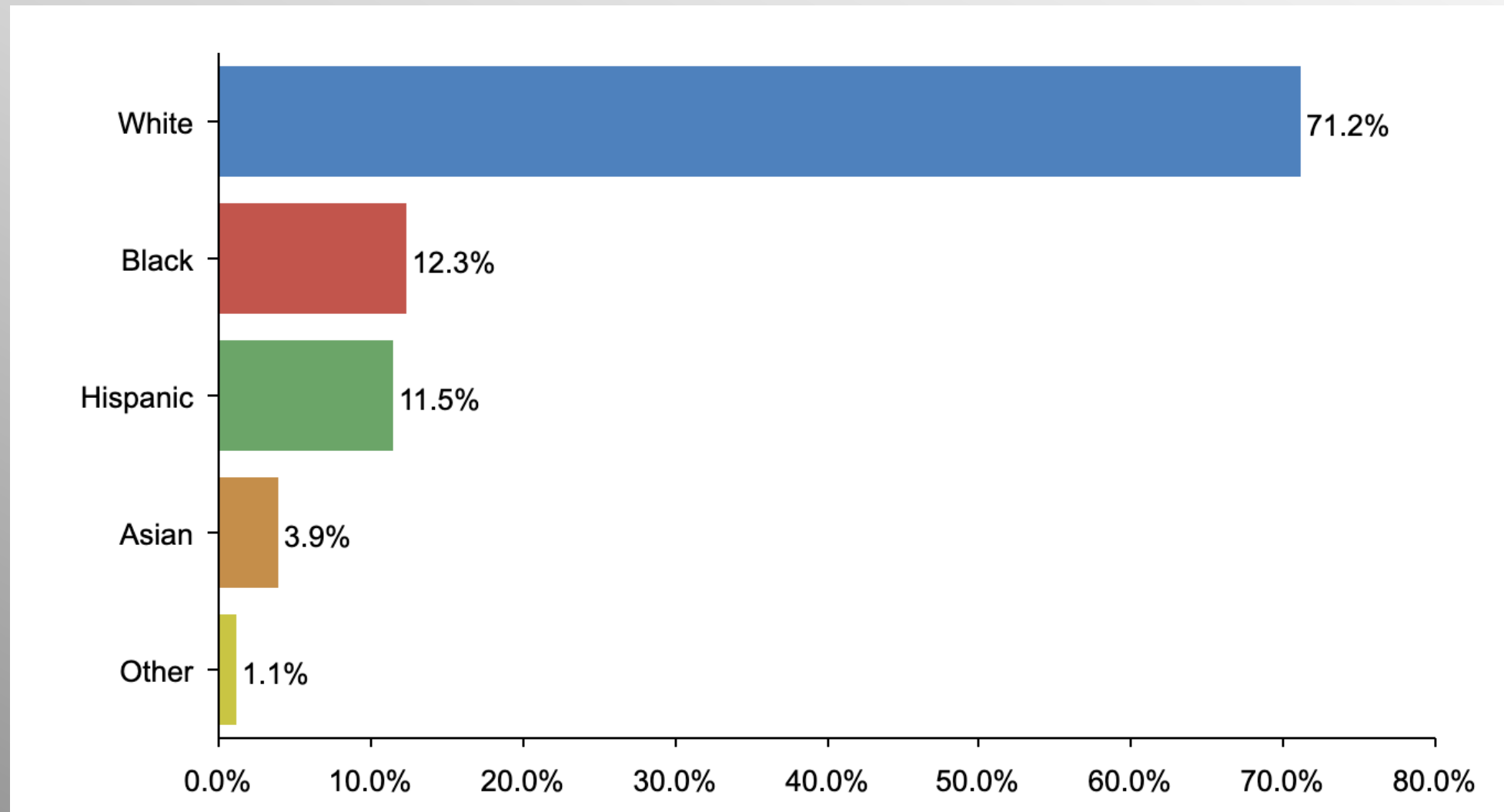


# Age Participation



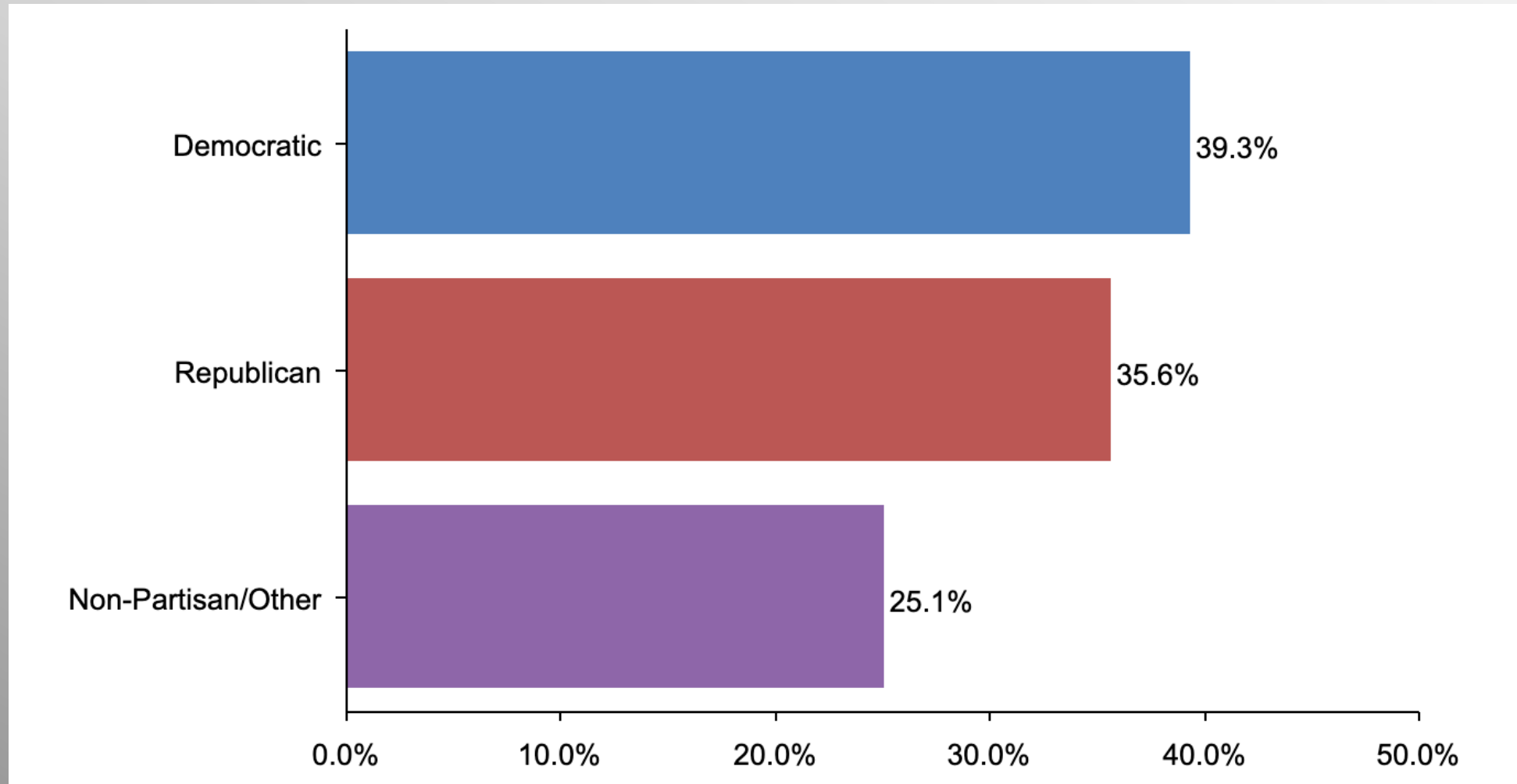


# Ethnicity Participation

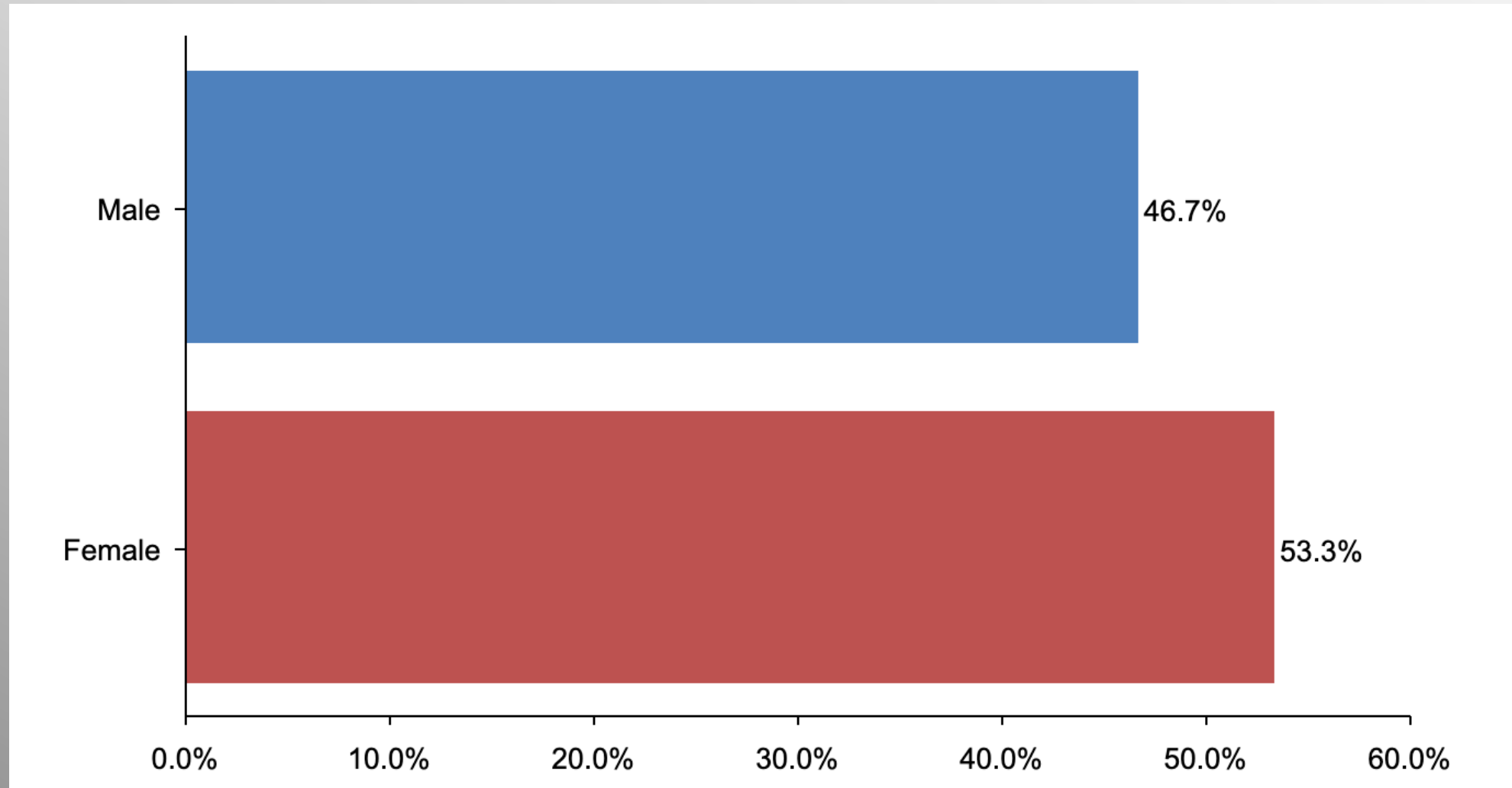




# Party Participation



# Gender Participation



Party Crosstabs

Which of the following is most concerning to you regarding the southern border crisis?

	Party			
	Total	Democrat	No Party/Other	Republican
<b>Flow of fentanyl and other dangerous drugs</b> Column %	14.1%	18.2%	11.8%	12.6%
<b>Human trafficking of women and children</b> Column %	35.1%	<b>51.2%</b>	<b>32.6%</b>	<b>24.4%</b>
<b>Illegal border crossers or asylum seekers being released into U.S. before their cases are reviewed</b> Column %	26.6%	<b>9.3%</b>	<b>28.8%</b>	<b>38.5%</b>
<b>Illegal border crossers with ties to international terrorist organization</b> Column %	14.8%	<b>7.7%</b>	<b>14.6%</b>	<b>20.6%</b>
<b>None of the above</b> Column %	9.4%	<b>13.6%</b>	<b>12.2%</b>	<b>3.8%</b>

AgeGender Crosstabs

Which of the following is most concerning to you regarding the southern border crisis?

	Age						Gender		
	Total	18-24	25-34	35-44	45-64	65+	Total	Female	Male
<b>Flow of fentanyl and other dangerous drugs</b> Column %	14.1%	23.6%	11.1%	16.1%	13.4%	13.1%	14.1%	15.1%	13.1%
<b>Human trafficking of women and children</b> Column %	35.1%	30.0%	43.3%	37.9%	32.9%	34.5%	35.1%	38.4%	32.0%
<b>Illegal border crossers or asylum seekers being released into U.S. before their cases are reviewed</b> Column %	26.6%	18.1%	<b>19.1%</b>	<b>17.0%</b>	<b>30.3%</b>	<b>31.2%</b>	26.6%	24.6%	28.5%
<b>Illegal border crossers with ties to international terrorist organization</b> Column %	14.8%	15.6%	15.8%	16.9%	14.9%	13.1%	14.8%	12.5%	16.9%
<b>None of the above</b> Column %	9.4%	12.7%	10.8%	12.2%	8.5%	8.1%	9.4%	9.4%	9.5%

Ethnicity Crosstabs

Which of the following is most concerning to you regarding the southern border crisis?

	Ethnicity					
	Total	Asian	Black	Hispanic	Other	White
<b>Flow of fentanyl and other dangerous drugs</b> Column %	14.1%	17.9%	15.7%	15.0%	13.7%	13.5%
<b>Human trafficking of women and children</b> Column %	35.1%	23.7%	36.0%	30.3%	33.8%	36.1%
<b>Illegal border crossers or asylum seekers being released into U.S. before their cases are reviewed</b> Column %	26.6%	16.9%	24.2%	27.9%	33.1%	27.2%
<b>Illegal border crossers with ties to international terrorist organization</b> Column %	14.8%	<b>30.7%</b>	<b>10.1%</b>	14.3%	14.8%	<b>14.8%</b>
<b>None of the above</b> Column %	9.4%	10.8%	13.9%	12.5%	4.6%	8.4%